

Supply Arrangement for Office Seating

Arrangement en matière d'approvisionnement pour Fauteuils de Bureau



E60PQ-120001/007/PQ



GRAND&TOY[®]

As an authorized distributor for Global Total Office

Revised June 8, 2020

Révisé le 8 juin 2020

E60PQ-120001/007/PQ - GENERAL TERMS AND CONDITIONS

Pricing in the price guide is subject to change at any time.

The pricing herein is List pricing and subject to the minimum discount as submitted with the RFSA.

Pricing does not include freight, delivery, installation, or applicable taxes

The list price shown is specific to the combination of components therein and may differ from the commercially available product. All options adhere or surpass the minimum technical requirements of the RFSA.

Due to different client needs the final specification and addition of options to an item may not be shown within the noted product list price, please contact your Government Sales Representative for further details.

Due to different client needs and final configurations, final pricing may differ than what is listed.

This price guide does not include information on the full range of available finishes. Please consult with your Government Sales Representative for full finish specifications.

Images shown in this price guide are representative only. The actual product may differ based on size, orientation, configuration, and option selections.

For warranty, care, and installation instructions please visit our website, product series price list, or your Government Sales Representative

The Warranty and Terms of Service are per Global's standard manufacturing and operating policies. Where the terms and conditions of the RFSA differ from the published Global policies, the RFSA will take precedence.

The price guide may be updated periodically, the most recent version can be made available on our website or by contacting your Government Sales Representative





Purchasing Office - Bureau des achats:

Furniture Division/Division des produits de
l'ameublement
11 Laurier St. / 11, rue Laurier
6B1, Place du Portage
Gatineau
Québec
K1A 0S5

**Revision to a Supply Arrangement
Révision à un arrangement en
matière d'approvisionnement**


**This is not a Contract
La présente n'est pas un contrat**

The referenced document is hereby revised; unless
otherwise indicated, all other terms and conditions of
the Supply Arrangement remain the same.

Ce document est par la présente révisé; sauf indication
contraire, les modalités de l'arrangement en matière
d'approvisionnement demeurent les mêmes.

The Offeror hereby acknowledges this revision to its Supply
Arrangement.

Le Proposant constate, par la présente, cette révision à son
arrangement en matière d'approvisionnement.


 6/15/2020
Signature Date
Name and Title of person authorized to sign on behalf of Offeror
Nom et titre de la personne autorisée à signer au nom du Proposant
(type or print) (taper ou imprimer)

Comments - Commentaires

Vendor/Firm Name and Address

**Raison sociale et adresse du
fournisseur/de l'entrepreneur**

894032192PG0014
Grand & Toy Limited
200 Aviva Park Drive
Vaughan
Ontario
L4L9C7
Canada

| | |
|--|---|
| Title - Sujet OFFICE SEATING | |
| Date of Original Supply Arrangement - Date de l'arrangement original 2013-11-28 | |
| Period of Supply Arrangement - Durée de l'arrangement Start/début: 2013-11-28 End/fin: 2026-01-01 | |
| Supply Arrangement No. - N° de l'arrangement E60PQ-120001/007/PQ | |
| Client Reference No. - N° de référence du client E60PQ-120001 | Date of Revision - Date de la révision 2020-06-05 |
| Requisition Reference No. - N° de la demande E60PQ-120001 | |
| File No. - N° de dossier pq993.E60PQ-120001 | Amendment No. - N° modif. 014 |
| CCC No./N° CCC - FMS No./N° VME | |
| Individual Contract Limitation - Limite de contrat individuel | |
| Financial Codes - Code(s) financier(s) | Amount - Montant |
| Security - Sécurité This revision does not change the security requirements of the Supply Arrangement. Cette révision ne change pas les besoins en matière de sécurité du présente arrangement. | |
| <i>If marked "X," please see the box to the left.</i> <i>S'il y a un "X" ici, SVP voir la boîte à la gauche.</i> <input type="checkbox"/> Acknowledgement copy required Accusé de réception requis | |
| Destination - of Goods, Services, and Construction: Destination - des biens, services et construction: SEE HEREIN | |
| Invoices - Original and two copies to be sent to: Factures - Envoyer l'original et deux copies à: SEE HEREIN | |
| Address Enquiries to: - Adresser toutes questions à: Racette, Christopher | Buyer Id - Id de l'acheteur pq993 |
| Telephone No. - N° de téléphone (819) 664-1606 () | FAX No. - N° de FAX () - |
| Increase / Decrease - Augmentation / Diminution \$0.00 | |
| Revised Est. Cost - Coût rév. estimatif \$0.00 | Currency Type - Genre de devise CAD |
| For the Minister - Pour le Ministre  | |

ROTARY TASK AND STOOLS
GENERAL USE

| | | | | | |
|---|-----------------------|---|--------------------------|--|---------------------------|
|  | Aero.....2 |  | Global Accord.....16 |  | Roma.....34 |
|  | Aurora.....5 |  | Granada.....19 |  | Sora.....35 |
|  | Avro.....6 |  | Graphic.....22 |  | Supra.....36 |
|  | Echo.....9 |  | Ibex.....24 |  | Supra-X.....37 |
|  | Factor.....10 |  | Loover.....27 |  | Tritek Ergo-Select.....39 |
|  | Format.....12 |  | M-Task.....31 |  | Vion.....41 |
|  | G1 Ergo Select.....13 |  | Obusforme Comfort.....32 | | |

ROTARY TASK AND STOOLS
Large Occupant / Mult Shift / Heavy Duty








| | | | | | |
|---|--------------------------|---|---------------------------|---|----------------|
|  | Concorde.....46 |  | Obusforme Comfort TS...50 |  | Saxon.....56 |
|  | G1 Ergo Select TS.....47 |  | Obusforme Comfort XL...51 |  | Vion TS.....57 |
|  | Granada TS.....49 |  | Robust.....55 | | |

SIDE CHAIRS
General Use and Large Occupant

| | | | | | |
|---|--------------|---|----------------|---|-----------------|
|  | Comet.....60 |  | Popcorn.....69 |  | Stream.....78 |
|  | Duet.....62 |  | Sidero.....71 |  | Twilight.....83 |
|  | Lite.....64 |  | Sonic.....73 |  | Vion.....86 |



ROTARY TASK AND STOOLS
GENERAL USE

| | |
|---|-----------------------|
|  | Alero.....2 |
|  | Aurora.....5 |
|  | Avro.....6 |
|  | Echo.....9 |
|  | Factor.....10 |
|  | Format.....12 |
|  | G1 Ergo Select.....13 |

| | |
|---|----------------------|
|  | Global Accord.....16 |
|  | Granada.....19 |
|  | Graphic.....22 |
|  | Ibex.....24 |
|  | Loover.....27 |
|  | M-Task.....31 |

| | |
|---|---------------------------|
|  | Roma.....34 |
|  | Sora.....35 |
|  | Supra.....36 |
|  | Supra-X.....37 |
|  | Tritek Ergo-Select.....39 |
|  | Vion.....41 |

ALERO™



model 1960-3



model 1961-3

STANDARD FEATURES

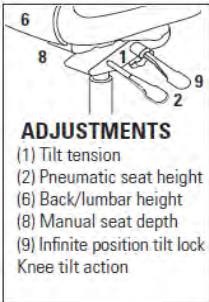
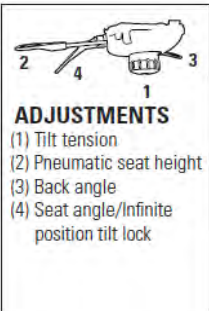
- Choose between Unison & Independent Back Tilt
- Choose between Shallow & Medium fixed seat depths
- Shallow seat depth indicated by **P** in the product code
- Breathable mesh and upholstered back options
- High back models with adjustable headrest
- Standard back heights without headrest
- Depth and height adjustable lumbar
- Standard height adjustable seat
- Height adjustable T-arms with sliding armcaps (**GL**)
- Five prong black injection moulded nylon base
- Dual wheel carpet casters (**C1**)
- Ships knock-down for on-site assembly (**KD**)
- 300 lbs active weight capacity
- Meets or exceeds SA required CGSB & BIFMA requirements

OPTIONAL FEATURES


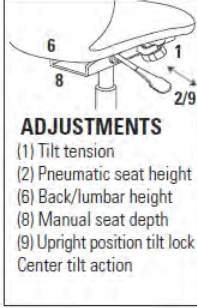

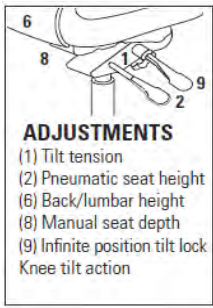

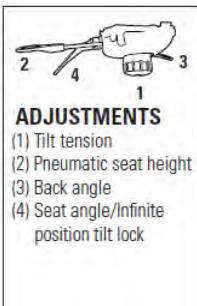

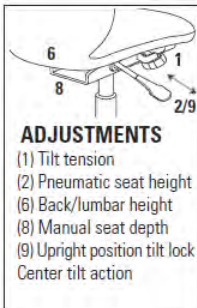
- Low rise seat, no upcharge (**3G**)
- Memory foam seat, add \$64 (**MF**)
- Fixed height gas cylinder, no upcharge (**4F**)
- Fixed height T-arm, no upcharge (**1V**)
- Height and width adjustable T-arm, add \$71 (**G4-WA**)
- Height, width & swivel adjustable T-arm, add \$71 (**G5-WA**)
- Fixed height black C-arm, no upcharge (**C**)
- Fixed height aluminum C-arm, add \$93 (**CA**)
- Polished aluminum base, add \$110 (**ALU**)
- Hard floor casters, add \$17 (**C9R**)
- Fixed glides available for 1961-6 & 1961P-6, no upcharge (**C7**)
- Fully assembled in carton, add \$19 (**SU**)




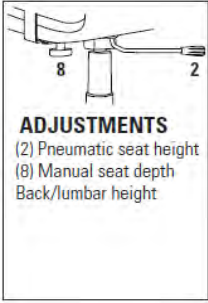
* Prices are manufacture list and not discounted. Please contact Global directly or an authorized distributor for pricing.


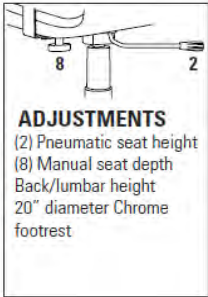
| DESCRIPTION | FEATURES | DIMENSIONS (in) | | | MODEL # | GRADES | | | |
|--|--|-----------------|------|------|-----------|--------|------------------|-------------------|-----------------------------------|
| | | W | D | H | | 1 | 2 | | |
|  <p>ADJUSTMENTS (1) Tilt tension (2) Pneumatic seat height (6) Back/lumbar height (8) Manual seat depth (9) Infinite position tilt lock Knee tilt action</p> | <p>Unit weight: 44 LB 20 KG Carton weight: 48 LB 21.77 KG Carton volume: 9.75 FT³ 0.27 MT³ (KD)</p> | Overall | 25 | 24.5 | 48 | Mesh | 1960-2-UC | \$894.00 | \$922.00 |
| | | Seat | 19.5 | 18 | 16-20 | | Upholstered | 1966P-2-UC | \$894.00 |
| | | Back | 18 | | 29.5 | | | | P-Seat: 19.5"W x 16.5"D x 16-20"H |
| | | | | | | | | | |
|  <p>ADJUSTMENTS (1) Tilt tension (2) Pneumatic seat height (3) Back angle (4) Seat angle/Infinite position tilt lock</p> | <p>Unit weight: 42 LB 19.1 KG Carton weight: 46 LB 20.87 KG Carton volume: 9.75 FT³ 0.27 MT³ (KD)</p> | Overall | 25 | 24.5 | 48.5 | Mesh | 1960-3-UC | \$789.00 | \$817.00 |
| | | Seat | 19.5 | 18 | 16.5-21.5 | | Upholstered | 1966P-3-UC | \$789.00 |
| | | Back | 18 | | 29.5 | | | | P-Seat: 19.5"W x 16.5"D x 16-20"H |
| | | | | | | | | | |
| High Back w/ Headrest | | | | | | | | | |
| 1960-2 | | | | | | | | | |
| Unison Knee-Tilter | | | | | | | | | |
| High Back w/ Headrest | | | | | | | | | |
| 1960-3 | | | | | | | | | |
| Independent Back Multi-Tilter | | | | | | | | | |



| DESCRIPTION | FEATURES | DIMENSIONS (in) | MODEL # | GRADES | | | | | | | | | | | | | | | | | |
|--|---|---|-----------|-----------------------------------|------------|---------------------|----------------|----|------|------|-------------|------|----|-----------|-------------|----|--|------|------|-----------|---------------------|
| | | | | 1 | 2 | | | | | | | | | | | | | | | | |
|  High Back w/ Headrest 1960-4 Unison Tilter |  ADJUSTMENTS (1) Tilt tension (2) Pneumatic seat height (6) Back/lumbar height (8) Manual seat depth (9) Upright position tilt lock Center tilt action | <table border="1"> <thead> <tr> <th></th> <th>W</th> <th>D</th> <th>H</th> </tr> </thead> <tbody> <tr> <td>Overall</td> <td>25</td> <td>24.5</td> <td>48.5</td> </tr> <tr> <td>Seat</td> <td>19.5</td> <td>18</td> <td>16.5-21.5</td> </tr> <tr> <td>Back</td> <td>18</td> <td></td> <td>29.5</td> </tr> </tbody> </table> <p>Unit weight: 40 LB 18.2 KG Carton weight: 44 LB 19.96 KG Carton volume: 9.75 FT³ 0.27 MT³ (KD)</p> | | W | D | H | Overall | 25 | 24.5 | 48.5 | Seat | 19.5 | 18 | 16.5-21.5 | Back | 18 | | 29.5 | Mesh | 1960-4-UC | \$716.00 \$744.00 |
| | | | | W | D | H | | | | | | | | | | | | | | | |
| Overall | 25 | 24.5 | 48.5 | | | | | | | | | | | | | | | | | | |
| Seat | 19.5 | 18 | 16.5-21.5 | | | | | | | | | | | | | | | | | | |
| Back | 18 | | 29.5 | | | | | | | | | | | | | | | | | | |
| 1960P-4-UC | \$716.00 \$744.00 | | | | | | | | | | | | | | | | | | | | |
| | | | | P-Seat: 19.5"W x 16.5"D x 16-20"H | | | | | | | | | | | | | | | | | |
| | | | | Upholstered | 1966-4-UC | \$804.00 \$860.00 | | | | | | | | | | | | | | | |
| | | | | | 1966P-4-UC | \$804.00 \$860.00 | | | | | | | | | | | | | | | |
| | | | | P-Seat: 19.5"W x 16.5"D x 16-20"H | | | | | | | | | | | | | | | | | |
|  Standard Back 1961-2 Unison Knee-Tilter |  ADJUSTMENTS (1) Tilt tension (2) Pneumatic seat height (6) Back/lumbar height (8) Manual seat depth (9) Infinite position tilt lock Knee tilt action | <table border="1"> <thead> <tr> <th></th> <th>W</th> <th>D</th> <th>H</th> </tr> </thead> <tbody> <tr> <td>Overall</td> <td>25</td> <td>24.5</td> <td>40</td> </tr> <tr> <td>Seat</td> <td>19.5</td> <td>18</td> <td>16-20</td> </tr> <tr> <td>Back</td> <td>18</td> <td></td> <td>22.5</td> </tr> </tbody> </table> <p>Unit weight: 40 LB 18.2 KG Carton weight: 44 LB 19.96 KG Carton volume: 9.75 FT³ 0.27 MT³ (KD)</p> | | W | D | H | Overall | 25 | 24.5 | 40 | Seat | 19.5 | 18 | 16-20 | Back | 18 | | 22.5 | Mesh | 1961-2-UC | \$848.00 \$876.00 |
| | | | | W | D | H | | | | | | | | | | | | | | | |
| Overall | 25 | 24.5 | 40 | | | | | | | | | | | | | | | | | | |
| Seat | 19.5 | 18 | 16-20 | | | | | | | | | | | | | | | | | | |
| Back | 18 | | 22.5 | | | | | | | | | | | | | | | | | | |
| 1961P-2-UC | \$848.00 \$876.00 | | | | | | | | | | | | | | | | | | | | |
| | | | | P-Seat: 19.5"W x 16.5"D x 16-20"H | | | | | | | | | | | | | | | | | |
| | | | | Upholstered | 1967-2-UC | \$938.00 \$994.00 | | | | | | | | | | | | | | | |
| | | | | | 1967P-2-UC | \$938.00 \$994.00 | | | | | | | | | | | | | | | |
| | | | | P-Seat: 19.5"W x 16.5"D x 16-20"H | | | | | | | | | | | | | | | | | |
|  Standard Back 1961-3 Independent Back Multi-Tilter |  ADJUSTMENTS (1) Tilt tension (2) Pneumatic seat height (3) Back angle (4) Seat angle/Infinite position tilt lock | <table border="1"> <thead> <tr> <th></th> <th>W</th> <th>D</th> <th>H</th> </tr> </thead> <tbody> <tr> <td>Overall</td> <td>25</td> <td>24.5</td> <td>40.5</td> </tr> <tr> <td>Seat</td> <td>19.5</td> <td>18</td> <td>16.5-20.5</td> </tr> <tr> <td>Back</td> <td>18</td> <td></td> <td>22.5</td> </tr> </tbody> </table> <p>Unit weight: 40 LB 18.2 KG Carton weight: 44 LB 19.96 KG Carton volume: 9.75 FT³ 0.27 MT³ (KD)</p> | | W | D | H | Overall | 25 | 24.5 | 40.5 | Seat | 19.5 | 18 | 16.5-20.5 | Back | 18 | | 22.5 | Mesh | 1961-3-UC | \$744.00 \$772.00 |
| | | | | W | D | H | | | | | | | | | | | | | | | |
| Overall | 25 | 24.5 | 40.5 | | | | | | | | | | | | | | | | | | |
| Seat | 19.5 | 18 | 16.5-20.5 | | | | | | | | | | | | | | | | | | |
| Back | 18 | | 22.5 | | | | | | | | | | | | | | | | | | |
| 1961P-3-UC | \$744.00 \$772.00 | | | | | | | | | | | | | | | | | | | | |
| | | | | P-Seat: 19.5"W x 16.5"D x 16-20"H | | | | | | | | | | | | | | | | | |
| | | | | Upholstered | 1967-3-UC | \$834.00 \$890.00 | | | | | | | | | | | | | | | |
| | | | | | 1967P-3-UC | \$834.00 \$890.00 | | | | | | | | | | | | | | | |
| | | | | P-Seat: 19.5"W x 16.5"D x 16-20"H | | | | | | | | | | | | | | | | | |
|  Standard Back 1961-4 Unison Tilter |  ADJUSTMENTS (1) Tilt tension (2) Pneumatic seat height (6) Back/lumbar height (8) Manual seat depth (9) Upright position tilt lock Center tilt action | <table border="1"> <thead> <tr> <th></th> <th>W</th> <th>D</th> <th>H</th> </tr> </thead> <tbody> <tr> <td>Overall</td> <td>25</td> <td>24.5</td> <td>40.5</td> </tr> <tr> <td>Seat</td> <td>19.5</td> <td>18</td> <td>16.5-20.5</td> </tr> <tr> <td>Back</td> <td>18</td> <td></td> <td>22.5</td> </tr> </tbody> </table> <p>Unit weight: 38 LB 17.3 KG Carton weight: 42 LB 19.05 KG Carton volume: 9.75 FT³ 0.27 MT³ (KD)</p> | | W | D | H | Overall | 25 | 24.5 | 40.5 | Seat | 19.5 | 18 | 16.5-20.5 | Back | 18 | | 22.5 | Mesh | 1961-4-UC | \$671.00 \$699.00 |
| | | | | W | D | H | | | | | | | | | | | | | | | |
| Overall | 25 | 24.5 | 40.5 | | | | | | | | | | | | | | | | | | |
| Seat | 19.5 | 18 | 16.5-20.5 | | | | | | | | | | | | | | | | | | |
| Back | 18 | | 22.5 | | | | | | | | | | | | | | | | | | |
| 1961P-4-UC | \$671.00 \$699.00 | | | | | | | | | | | | | | | | | | | | |
| | | | | P-Seat: 19.5"W x 16.5"D x 16-20"H | | | | | | | | | | | | | | | | | |
| | | | | Upholstered | 1967-4-UC | \$759.00 \$815.00 | | | | | | | | | | | | | | | |
| | | | | | 1967P-4-UC | \$759.00 \$815.00 | | | | | | | | | | | | | | | |
| | | | | P-Seat: 19.5"W x 16.5"D x 16-20"H | | | | | | | | | | | | | | | | | |



| DESCRIPTION | FEATURES | DIMENSIONS (in) | | | MODEL # | GRADES | |
|--|---|-----------------|------|------|---|--|---|
| | | W | D | H | | 1 | 2 |
|  Standard Back 1961-6 Non-Tilt |  <p>ADJUSTMENTS (2) Pneumatic seat height (8) Manual seat depth Back/lumbar height</p> | Overall | 25 | 24.5 | 41 | Mesh 1961-6-UC \$623.00 \$651.00 1961P-6-UC \$623.00 \$651.00 P-Seat: 19.5"W x 16.5"D x 16-20"H | |
| | | Seat | 19.5 | 18 | 17-22 | | Upholstered 1967-6-UC \$711.00 \$767.00 1967P-6-UC \$711.00 \$767.00 P-Seat: 19.5"W x 16.5"D x 16-20"H |
| | | Back | 18 | | 22.5 | | |
| Unit weight: 36 LB 16.4 KG Carton weight: 40 LB 18.14 KG Carton volume: 7.5 FT ³ 0.21 MT ³ (KD) | | | | | • May be applied to Side Chair category with 4F cylinder & Casters or C7 Glides | | |

| DESCRIPTION | FEATURES | DIMENSIONS (in) | | | MODEL # | GRADES | |
|--|--|-----------------|------|------|---------|--|---|
| | | W | D | H | | 1 | 2 |
|  Standard Back Stool 1976-6 Non-Tilt |  <p>ADJUSTMENTS (2) Pneumatic seat height (8) Manual seat depth Back/lumbar height 20" diameter Chrome footrest</p> | Overall | 25 | 24.5 | 46 | Mesh 1976-6-UC \$784.00 \$812.00 | |
| | | Seat | 19.5 | 18 | 23-33 | | |
| | | Back | 18 | | 22.5 | | |
| Unit weight: 42 LB 19.1 KG Carton weight: 46 LB 20.87 KG Carton volume: 7.5 FT ³ 0.21 MT ³ (KD) | | | | | | | |



AURORA™



model 1220-3



model 1221-3

STANDARD FEATURES


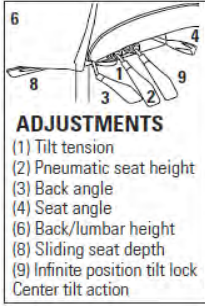

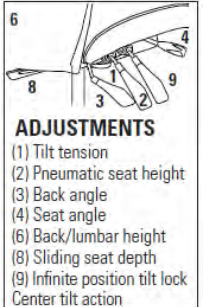
- Independent Back Tilt Multi Tilter
- Compound curved back and seat
- Medium fixed seat depth
- Fully upholstered seat and back
- Available in High and Standard back heights
- Vertical back height ratchet adjustment
- Height adjustable lumbar
- Standard height adjustable seat
- Height adjustable T-arms (3P)
- Five prong black injection moulded nylon base
- Dual wheel carpet casters (C1)
- Ships knock-down for on-site assembly (KD)
- 300 lbs active weight capacity
- Meets or exceeds SA required CGSB & BIFMA requirements

OPTIONAL FEATURES

- Low rise seat, no upcharge (4L)
- Memory foam seat, add \$64 (MF)
- Fixed height gas cylinder, no upcharge (4F)
- Fixed height T-arm, no upcharge (1V)
- Height and width adjustable T-arm, add \$26 (G4-WA)
- Height, width & swivel adjustable T-arm, add \$26 (G5-WA)
- Polished aluminum base, add \$110 (ALU)
- Hard floor casters, add \$17 (C65R)
- Fully assembled in carton, add \$19 (SU)



* Prices are manufacture list and not discounted. Please contact Global directly or an authorized distributor for pricing.

| DESCRIPTION | FEATURES | DIMENSIONS (in) | MODEL # | GRADES | | | | | | | | | | | | | | | | | |
|--|---|---|-----------|--------|---|---|----------------|------|----|------|-------------|----|----|-----------|-------------|------|--|----------|-----------|----------|----------|
| | | | | 1 | 2 | | | | | | | | | | | | | | | | |
|  High Back 1220-3 Independent Back Multi-Tilter |  ADJUSTMENTS (1) Tilt tension (2) Pneumatic seat height (3) Back angle (4) Seat angle (6) Back/lumbar height (8) Sliding seat depth (9) Infinite position tilt lock Center tilt action | <table border="1"> <thead> <tr> <th></th> <th>W</th> <th>D</th> <th>H</th> </tr> </thead> <tbody> <tr> <td>Overall</td> <td>25.5</td> <td>25</td> <td>46.5</td> </tr> <tr> <td>Seat</td> <td>21</td> <td>18</td> <td>17.5-22.5</td> </tr> <tr> <td>Back</td> <td>19.5</td> <td></td> <td>23-28.25</td> </tr> </tbody> </table> <p>Unit weight: 57 LB 25.9 KG Carton weight: 69 LB 31.3 KG Carton volume: 10.5 FT³ 0.29 MT³ (KD)</p> | | W | D | H | Overall | 25.5 | 25 | 46.5 | Seat | 21 | 18 | 17.5-22.5 | Back | 19.5 | | 23-28.25 | 1220-3-UC | \$737.00 | \$793.00 |
| | | | | W | D | H | | | | | | | | | | | | | | | |
| Overall | 25.5 | 25 | 46.5 | | | | | | | | | | | | | | | | | | |
| Seat | 21 | 18 | 17.5-22.5 | | | | | | | | | | | | | | | | | | |
| Back | 19.5 | | 23-28.25 | | | | | | | | | | | | | | | | | | |
|  Standard Back 1221-3 Independent Back Multi-Tilter |  ADJUSTMENTS (1) Tilt tension (2) Pneumatic seat height (3) Back angle (4) Seat angle (6) Back/lumbar height (8) Sliding seat depth (9) Infinite position tilt lock Center tilt action | <table border="1"> <thead> <tr> <th></th> <th>W</th> <th>D</th> <th>H</th> </tr> </thead> <tbody> <tr> <td>Overall</td> <td>25.5</td> <td>25</td> <td>42.5</td> </tr> <tr> <td>Seat</td> <td>21</td> <td>18</td> <td>17.5-22.5</td> </tr> <tr> <td>Back</td> <td>19.5</td> <td></td> <td>19-24.25</td> </tr> </tbody> </table> <p>Unit weight: 54 LB 24.5 KG Carton weight: 66 LB 29.94 KG Carton volume: 10.5 FT³ 0.29 MT³ (KD)</p> | | W | D | H | Overall | 25.5 | 25 | 42.5 | Seat | 21 | 18 | 17.5-22.5 | Back | 19.5 | | 19-24.25 | 1221-3-UC | \$699.00 | \$748.00 |
| | | | | W | D | H | | | | | | | | | | | | | | | |
| Overall | 25.5 | 25 | 42.5 | | | | | | | | | | | | | | | | | | |
| Seat | 21 | 18 | 17.5-22.5 | | | | | | | | | | | | | | | | | | |
| Back | 19.5 | | 19-24.25 | | | | | | | | | | | | | | | | | | |



AVRO™



model CAMVL3101F



Model CAMVL3113F

STANDARD FEATURES


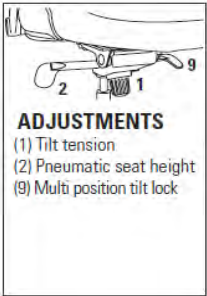

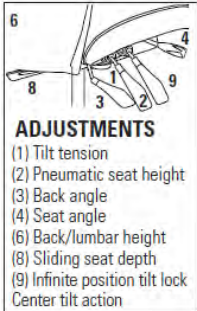
- Full family available in Unison, Synchro, and Back Tilt models
- Synchro tilters feature an innovative weight sensing mechanism
- Mesh back and upholstered seat models: back is available in Black (MS69), Natural (MS74) and Stone (MS71).
- Fully upholstered & all-mesh seat and back models available
- Choose between Deep Fixed or adjustable seat depths
- Standard back heights
- Height adjustable lumbar
- Standard height adjustable seat
- Height adjustable T-arms (BK)
- Five prong black injection moulded nylon base
- Dual wheel carpet casters (C1)
- Ships knock-down for on-site assembly (KD)
- 300 lbs active weight capacity
- Meets or exceeds SA required CGSB & BIFMA requirements

OPTIONAL FEATURES


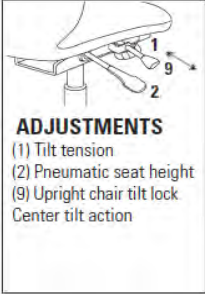

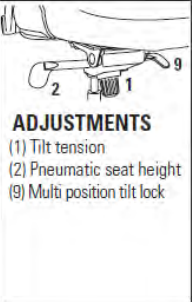

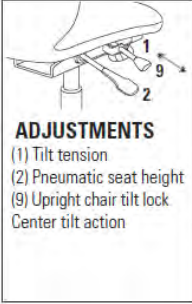

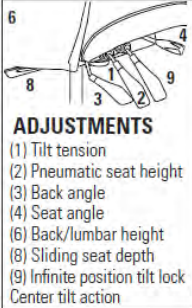
- Low rise seat, no upcharge (4L)
- Fixed height gas cylinder, no upcharge (4F)
- Fixed height T-arm, no upcharge (1V)
- Height and width adjustable T-arm, add \$130 (G4-WA)
- Height, width & swivel adjustable T-arm, add \$130 (G5-WA)
- Polished aluminum spider base, add \$110 (ALU)
- Hard floor casters, add \$17 (C9R)
- Fixed glides available for MVL3106, MVL3116, MVL3126, no upcharge (C7)
- Fully assembled in carton, add \$19 (SU)




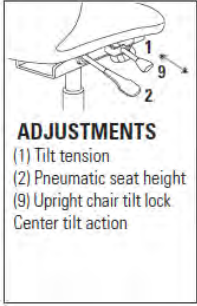

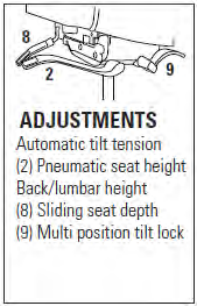
* Prices are manufacture list and not discounted. Please contact Global directly or an authorized distributor for pricing.

| DESCRIPTION | FEATURES | DIMENSIONS (in) | | | MODEL # | GRADES | | |
|---|---|---|------|-----------|-----------|---------------------------------|----------|----------|
| | | W | D | H | | 1 | 2 | |
|  <p>Standard Back CAMVL3101F Synchro Tilter</p> |  <p>ADJUSTMENTS (1) Tilt tension (2) Pneumatic seat height (9) Multi position tilt lock</p> | Overall | 26 | 27 | 38.5 | CAMVL3101F | \$632.00 | \$660.00 |
| | | Seat | 20 | 18.5 | 16.5-21.5 | • Mesh back and upholstery seat | | |
| | | Back | 19.5 | | 20 | | | |
| | | Unit weight: 42 LB 19.1 KG | | | | | | |
| | | Carton weight: 51 LB 23.13 KG | | | | | | |
| | | Carton volume: 10.5 FT³ 0.29 MT³ (KD) | | | | | | |
|  <p>Standard Back CAMVL3103F Independent Back Multi-Tilter</p> |  <p>ADJUSTMENTS (1) Tilt tension (2) Pneumatic seat height (3) Back angle (4) Seat angle (6) Back/lumbar height (8) Sliding seat depth (9) Infinite position tilt lock Center tilt action</p> | Overall | 26 | 27 | 39.5 | CAMVL3103F | \$679.00 | \$707.00 |
| | | Seat | 20 | 17.5-20.5 | 17.5-22.5 | • Mesh back and upholstery seat | | |
| | | Back | 19.5 | | 20 | | | |
| | | Unit weight: 47 LB 21.4 KG | | | | | | |
| | | Carton weight: 56 LB 25.4 KG | | | | | | |
| | | Carton volume: 10.5 FT³ 0.29 MT³ (KD) | | | | | | |



| DESCRIPTION | FEATURES | DIMENSIONS (in) | MODEL # | GRADES | | | | | | | | | | | | | | | | | |
|--|---|---|-----------|--------|---|---|----------------|----|----|------|-------------|----|-----------|-----------|----------------|----------|----|----|-------------------|----------|----------|
| | | | | 1 | 2 | | | | | | | | | | | | | | | | |
|  Standard Back CAMVL3104F Unison Tilter |  ADJUSTMENTS (1) Tilt tension (2) Pneumatic seat height (9) Upright chair tilt lock Center tilt action | <table border="1"> <thead> <tr> <th></th> <th>W</th> <th>D</th> <th>H</th> </tr> </thead> <tbody> <tr> <td>Overall</td> <td>26</td> <td>27</td> <td>38</td> </tr> <tr> <td>Seat</td> <td>20</td> <td>18.5</td> <td>16-21</td> </tr> <tr> <td>Back</td> <td>19.5</td> <td></td> <td>20</td> </tr> </tbody> </table> <p>Unit weight: 36 LB 16.4 KG Carton weight: 45 LB 20.41 KG Carton volume: 10.5 FT³ 0.29 MT³ (KD)</p> | | W | D | H | Overall | 26 | 27 | 38 | Seat | 20 | 18.5 | 16-21 | Back | 19.5 | | 20 | CAMVL3104F | \$609.00 | \$637.00 |
| | | | | W | D | H | | | | | | | | | | | | | | | |
| Overall | 26 | 27 | 38 | | | | | | | | | | | | | | | | | | |
| Seat | 20 | 18.5 | 16-21 | | | | | | | | | | | | | | | | | | |
| Back | 19.5 | | 20 | | | | | | | | | | | | | | | | | | |
| <ul style="list-style-type: none"> • Mesh back and upholstery seat | | | | | | | | | | | | | | | | | | | | | |
|  Standard Back CAMVL3111F Synchro Tilter |  ADJUSTMENTS (1) Tilt tension (2) Pneumatic seat height (9) Multi position tilt lock | <table border="1"> <thead> <tr> <th></th> <th>W</th> <th>D</th> <th>H</th> </tr> </thead> <tbody> <tr> <td>Overall</td> <td>26</td> <td>27</td> <td>38.5</td> </tr> <tr> <td>Seat</td> <td>20</td> <td>18.5</td> <td>16.5-21.5</td> </tr> <tr> <td>Back</td> <td>19.5</td> <td></td> <td>20</td> </tr> </tbody> </table> <p>Unit weight: 43 LB 19.5 KG Carton weight: 52 LB 23.59 KG Carton volume: 10.5 FT³ 0.29 MT³ (KD)</p> | | W | D | H | Overall | 26 | 27 | 38.5 | Seat | 20 | 18.5 | 16.5-21.5 | Back | 19.5 | | 20 | CAMVL3111F | \$701.00 | \$750.00 |
| | | | | W | D | H | | | | | | | | | | | | | | | |
| Overall | 26 | 27 | 38.5 | | | | | | | | | | | | | | | | | | |
| Seat | 20 | 18.5 | 16.5-21.5 | | | | | | | | | | | | | | | | | | |
| Back | 19.5 | | 20 | | | | | | | | | | | | | | | | | | |
| <ul style="list-style-type: none"> • Upholstery seat and back | | | | | | | | | | | | | | | | | | | | | |
|  Standard Back CAMVL3114F Unison Tilter |  ADJUSTMENTS (1) Tilt tension (2) Pneumatic seat height (9) Upright chair tilt lock Center tilt action | <table border="1"> <thead> <tr> <th></th> <th>W</th> <th>D</th> <th>H</th> </tr> </thead> <tbody> <tr> <td>Overall</td> <td>26</td> <td>27</td> <td>38</td> </tr> <tr> <td>Seat</td> <td>20</td> <td>18.5</td> <td>16-21</td> </tr> <tr> <td>Back</td> <td>19.5</td> <td></td> <td>20</td> </tr> </tbody> </table> <p>Unit weight: 37 LB 16.8 KG Carton weight: 46 LB 20.87 KG Carton volume: 10.5 FT³ 0.29 MT³ (KD)</p> | | W | D | H | Overall | 26 | 27 | 38 | Seat | 20 | 18.5 | 16-21 | Back | 19.5 | | 20 | CAMVL3114F | \$679.00 | \$728.00 |
| | | | | W | D | H | | | | | | | | | | | | | | | |
| Overall | 26 | 27 | 38 | | | | | | | | | | | | | | | | | | |
| Seat | 20 | 18.5 | 16-21 | | | | | | | | | | | | | | | | | | |
| Back | 19.5 | | 20 | | | | | | | | | | | | | | | | | | |
| <ul style="list-style-type: none"> • Upholstery seat and back | | | | | | | | | | | | | | | | | | | | | |
|  CAMVL3123 Independent Back Multi-Tilter |  ADJUSTMENTS (1) Tilt tension (2) Pneumatic seat height (3) Back angle (4) Seat angle (6) Back/lumbar height (8) Sliding seat depth (9) Infinite position tilt lock Center tilt action | <table border="1"> <thead> <tr> <th></th> <th>W</th> <th>D</th> <th>H</th> </tr> </thead> <tbody> <tr> <td>Overall</td> <td>26</td> <td>27</td> <td>39.5</td> </tr> <tr> <td>Seat</td> <td>20</td> <td>17.5-20.5</td> <td>17.5-22.5</td> </tr> </tbody> </table> | | W | D | H | Overall | 26 | 27 | 39.5 | Seat | 20 | 17.5-20.5 | 17.5-22.5 | MVL3123 | \$742.00 | -- | | | | |
| | | | | W | D | H | | | | | | | | | | | | | | | |
| Overall | 26 | 27 | 39.5 | | | | | | | | | | | | | | | | | | |
| Seat | 20 | 17.5-20.5 | 17.5-22.5 | | | | | | | | | | | | | | | | | | |
| <ul style="list-style-type: none"> • Mesh seat and back | | | | | | | | | | | | | | | | | | | | | |



| DESCRIPTION | FEATURES | DIMENSIONS (in) | MODEL # | GRADES | | | | | | | | | | | | | | | | | |
|---|---|--|-----------|--------|---|---|----------------|----|----|----|-------------|----|-----------|-----------|-------------|------|--|----|-----------|----------|----|
| | | | | 1 | 2 | | | | | | | | | | | | | | | | |
|  <p>Standard Back CAMVL3124 Unison Tilter</p> |  <p>ADJUSTMENTS (1) Tilt tension (2) Pneumatic seat height (9) Upright chair tilt lock Center tilt action</p> | <table border="1"> <thead> <tr> <th></th> <th>W</th> <th>D</th> <th>H</th> </tr> </thead> <tbody> <tr> <td>Overall</td> <td>26</td> <td>27</td> <td>38</td> </tr> <tr> <td>Seat</td> <td>20</td> <td>18.5</td> <td>16-21</td> </tr> <tr> <td>Back</td> <td>19.5</td> <td></td> <td>20</td> </tr> </tbody> </table> <p>Unit weight: 37 LB 16.8 KG Carton weight: 46 LB 20.87 KG Carton volume: 10.5 FT³ 0.29 MT³ (KD)</p> | | W | D | H | Overall | 26 | 27 | 38 | Seat | 20 | 18.5 | 16-21 | Back | 19.5 | | 20 | CAMVL3124 | \$671.00 | -- |
| | | | | W | D | H | | | | | | | | | | | | | | | |
| Overall | 26 | 27 | 38 | | | | | | | | | | | | | | | | | | |
| Seat | 20 | 18.5 | 16-21 | | | | | | | | | | | | | | | | | | |
| Back | 19.5 | | 20 | | | | | | | | | | | | | | | | | | |
| <ul style="list-style-type: none"> • Mesh seat and back | | | | | | | | | | | | | | | | | | | | | |
|  <p>Standard Back CAMVL3128 Synchro Tilter</p> |  <p>ADJUSTMENTS Automatic tilt tension (2) Pneumatic seat height Back/lumbar height (8) Sliding seat depth (9) Multi position tilt lock</p> | <table border="1"> <thead> <tr> <th></th> <th>W</th> <th>D</th> <th>H</th> </tr> </thead> <tbody> <tr> <td>Overall</td> <td>26</td> <td>27</td> <td>39</td> </tr> <tr> <td>Seat</td> <td>20</td> <td>17.5-20.5</td> <td>16.5-21.5</td> </tr> <tr> <td>Back</td> <td>19.5</td> <td></td> <td>20</td> </tr> </tbody> </table> <p>Unit weight: 43 LB 19.5 KG Carton weight: 52 LB 23.59 KG Carton volume: 10.5 FT³ 0.29 MT³ (KD)</p> | | W | D | H | Overall | 26 | 27 | 39 | Seat | 20 | 17.5-20.5 | 16.5-21.5 | Back | 19.5 | | 20 | CAMVL3128 | \$801.00 | -- |
| | | | | W | D | H | | | | | | | | | | | | | | | |
| Overall | 26 | 27 | 39 | | | | | | | | | | | | | | | | | | |
| Seat | 20 | 17.5-20.5 | 16.5-21.5 | | | | | | | | | | | | | | | | | | |
| Back | 19.5 | | 20 | | | | | | | | | | | | | | | | | | |
| <ul style="list-style-type: none"> • Mesh seat and back • Weight sensing mechanism | | | | | | | | | | | | | | | | | | | | | |



ECHO™



model 3670-3

STANDARD FEATURES

- Independent Back Tilt Multi Tilter
- Form fitted contoured back
- Deep fixed seat depth with memory foam
- Fully upholstered seat and back
- Available in High and Standard back heights
- Vertical back height ratchet adjustment
- Height and depth adjustable Schukra™ lumbar
- Standard height adjustable seat
- Height adjustable T-arms (3P)
- Five prong black injection moulded nylon base
- Dual wheel carpet casters (C65)
- Ships knock-down for on-site assembly (KD)
- 300 lbs active weight capacity
- Meets or exceeds SA required CGSB & BIFMA requirements

OPTIONAL FEATURES


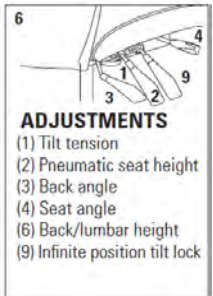

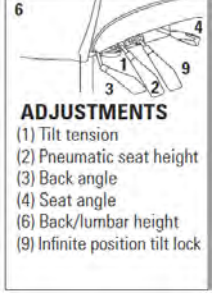
- Low rise seat, no upcharge (4L)
- Fixed height gas cylinder, no upcharge (4F)
- Fixed height T-arm, no upcharge (1V)
- Height and width adjustable T-arm, add \$26 (G4-WA)
- Height, width & swivel adjustable T-arm, add \$26 (G5-WA)
- Polished aluminum base, add \$110 (ALU)
- Hard floor casters, add \$17 (C65R)
- Fully assembled in carton, add \$19 (SU)



model 3671-3



* Prices are manufacture list and not discounted. Please contact Global directly or an authorized distributor for pricing.

| DESCRIPTION | FEATURES | DIMENSIONS (in) | MODEL # | GRADES | | | | | | | | | | | | | | | | | |
|--|---|--|---------|--------|---|---|----------------|----|------|----|-------------|------|------|-------|-------------|----|--|---------|-----------|----------|----------|
| | | | | 1 | 2 | | | | | | | | | | | | | | | | |
|  <p>High Back 3670-3 Independent Back Multi-Tilter</p> |  <p>ADJUSTMENTS (1) Tilt tension (2) Pneumatic seat height (3) Back angle (4) Seat angle (6) Back/lumbar height (9) Infinite position tilt lock</p> | <table border="1"> <thead> <tr> <th></th> <th>W</th> <th>D</th> <th>H</th> </tr> </thead> <tbody> <tr> <td>Overall</td> <td>26</td> <td>26.5</td> <td>50</td> </tr> <tr> <td>Seat</td> <td>20.5</td> <td>18.5</td> <td>17-22</td> </tr> <tr> <td>Back</td> <td>19</td> <td></td> <td>28.5-31</td> </tr> </tbody> </table> <p>Unit weight: 54 LB 24.5 KG Carton weight: 60 LB 27.22 KG Carton volume: 10.5 FT³ 0.29 MT³ (KD)</p> | | W | D | H | Overall | 26 | 26.5 | 50 | Seat | 20.5 | 18.5 | 17-22 | Back | 19 | | 28.5-31 | 3670-3-MF | \$737.00 | \$793.00 |
| | | | W | D | H | | | | | | | | | | | | | | | | |
| Overall | 26 | 26.5 | 50 | | | | | | | | | | | | | | | | | | |
| Seat | 20.5 | 18.5 | 17-22 | | | | | | | | | | | | | | | | | | |
| Back | 19 | | 28.5-31 | | | | | | | | | | | | | | | | | | |
|  <p>Standard Back 3671-3 Independent Back Multi-Tilter</p> |  <p>ADJUSTMENTS (1) Tilt tension (2) Pneumatic seat height (3) Back angle (4) Seat angle (6) Back/lumbar height (9) Infinite position tilt lock</p> | <table border="1"> <thead> <tr> <th></th> <th>W</th> <th>D</th> <th>H</th> </tr> </thead> <tbody> <tr> <td>Overall</td> <td>26</td> <td>26.5</td> <td>44</td> </tr> <tr> <td>Seat</td> <td>20.5</td> <td>18.5</td> <td>17-21</td> </tr> <tr> <td>Back</td> <td>19</td> <td></td> <td>22.5-25</td> </tr> </tbody> </table> <p>Unit weight: 52 LB 23.6 KG Carton weight: 58 LB 26.31 KG Carton volume: 10.5 FT³ 0.29 MT³ (KD)</p> | | W | D | H | Overall | 26 | 26.5 | 44 | Seat | 20.5 | 18.5 | 17-21 | Back | 19 | | 22.5-25 | 3671-3-MF | \$699.00 | \$748.00 |
| | | | W | D | H | | | | | | | | | | | | | | | | |
| Overall | 26 | 26.5 | 44 | | | | | | | | | | | | | | | | | | |
| Seat | 20.5 | 18.5 | 17-21 | | | | | | | | | | | | | | | | | | |
| Back | 19 | | 22.5-25 | | | | | | | | | | | | | | | | | | |



FACTOR™



model 5540

STANDARD FEATURES

- Choose between Unison and Synchro Tilt mechanism
- Available two standard back heights
- Mesh back in choice of 12 colours
- All models standard with height & depth adjustable lumbar
- Unison tilter with medium fixed seat depth
- Synchro tilters feature seat depth adjustment and an innovative weight sensing mechanism
- Standard height adjustable seat
- Fixed height forward swept arms standard (U1)
- Black frame and five prong black nylon base standard
- Dual wheel carpet casters (C106)
- Ships knock-down for on-site assembly (KD)
- 300 lbs active weight capacity
- Meets or exceeds SA required CGSB & BIFMA requirements

OPTIONAL FEATURES


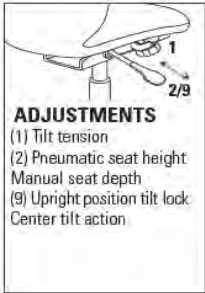

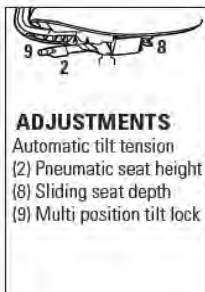
- Low rise seat, no upcharge (4L)
- Fixed height gas cylinder, no upcharge (4F)
- Height adjustable T-arm, add \$47 (U2)
- Height adjustable T-arm with sliding armcaps, add \$58 (U3)
**Does not qualify as width adjustable under the SA.*
- Polished aluminum base, add \$105 (A7)
- Hard floor casters, add \$16 (8R)
- Fully assembled in carton, add \$19 (SU)
- Cloud (IC) and Shadow (SH) frame and base, add \$53.
- Mesh back options: Snow (P1), Sand (P2), Pewter (P3), Silver Grey (P4), Charcoal (P5), Black (P6), Mocha (P8), Eggplant (P9), Buzz Blue (Q1), Poppy (Q2), Pumpkin (Q3), Lime (Q4)




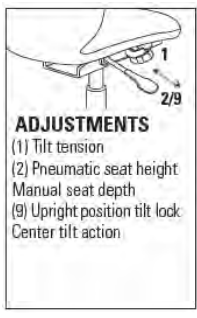

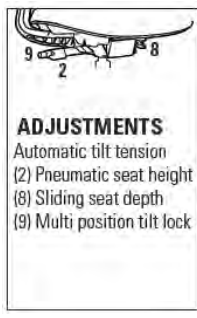

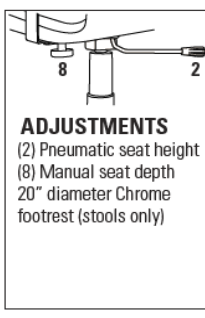

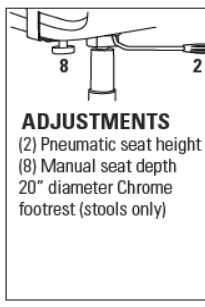
model 5541

* Prices are manufacture list and not discounted. Please contact Global directly or an authorized distributor for pricing.



| DESCRIPTION | FEATURES | DIMENSIONS (in) | | | MODEL # | GRADES | | |
|---|---|---|------|-------|----------------------------|--------|----------|----------|
| | | W | D | H | | 1 | 2 | |
|  Standard Back 5540-4 Unison Tilter |  ADJUSTMENTS (1) Tilt tension (2) Pneumatic seat height Manual seat depth (9) Upright position tilt lock Center tilt action | Overall | 26.5 | 24 | 41.5 | 5540-4 | \$619.00 | \$640.00 |
| | | Seat | 20 | 17.5 | 16-20 | | | |
| | | Back | 18.5 | | 23 | | | |
| | | Unit weight: 35 LB 15.9 KG | | | | | | |
| | | Carton weight: 47 LB 21.32 KG | | | | | | |
| | | Carton volume: 10.5 FT ³ 0.29 MT ³ (KD) | | | | | | |
|  Standard Back 5540-8 Synchro tilter |  ADJUSTMENTS Automatic tilt tension (2) Pneumatic seat height (8) Sliding seat depth (9) Multi position tilt lock | Overall | 26.5 | 24 | 41.5 | 5540-8 | \$634.00 | \$655.00 |
| | | Seat | 20 | 17-20 | 16-20 | | | |
| | | Back | 18.5 | | 23 | | | |
| | | Unit weight: 35 LB 15.9 KG | | | | | | |
| | | Carton weight: 47 LB 21.32 KG | | | | | | |
| | | Carton volume: 10.5 FT ³ 0.29 MT ³ (KD) | | | | | | |
| | | | | | • Weight sensing mechanism | | | |



| DESCRIPTION | FEATURES | DIMENSIONS (in) | MODEL # | GRADES | | | | | | | | | | | | | | | | | |
|---|---|---|---------|--------|---|---|----------------|------|------|----|-------------|----|-------|-------|-------------|------|--|------|--------|----------|----------|
| | | | | 1 | 2 | | | | | | | | | | | | | | | | |
|  Standard Back 5541-4 Unison Tilter |  ADJUSTMENTS (1) Tilt tension (2) Pneumatic seat height Manual seat depth (9) Upright position tilt lock Center tilt action | <table border="1"> <thead> <tr> <th></th> <th>W</th> <th>D</th> <th>H</th> </tr> </thead> <tbody> <tr> <td>Overall</td> <td>26.5</td> <td>24</td> <td>39</td> </tr> <tr> <td>Seat</td> <td>20</td> <td>17.5</td> <td>16-20</td> </tr> <tr> <td>Back</td> <td>18.5</td> <td></td> <td>20</td> </tr> </tbody> </table> <p>Unit weight: 34 LB 15.5 KG Carton weight: 46 LB 20.87 KG Carton volume: 10.5 FT³ 0.29 MT³ (KD)</p> | | W | D | H | Overall | 26.5 | 24 | 39 | Seat | 20 | 17.5 | 16-20 | Back | 18.5 | | 20 | 5541-4 | \$609.00 | \$630.00 |
| | | | | W | D | H | | | | | | | | | | | | | | | |
| Overall | 26.5 | 24 | 39 | | | | | | | | | | | | | | | | | | |
| Seat | 20 | 17.5 | 16-20 | | | | | | | | | | | | | | | | | | |
| Back | 18.5 | | 20 | | | | | | | | | | | | | | | | | | |
|  Standard Back 5541-8 Synchro tilter |  ADJUSTMENTS Automatic tilt tension (2) Pneumatic seat height (8) Sliding seat depth (9) Multi position tilt lock | <table border="1"> <thead> <tr> <th></th> <th>W</th> <th>D</th> <th>H</th> </tr> </thead> <tbody> <tr> <td>Overall</td> <td>26.5</td> <td>24</td> <td>39</td> </tr> <tr> <td>Seat</td> <td>20</td> <td>17-20</td> <td>16-20</td> </tr> <tr> <td>Back</td> <td>18.5</td> <td></td> <td>20</td> </tr> </tbody> </table> <p>Unit weight: 34 LB 15.5 KG Carton weight: 46 LB 20.87 KG Carton volume: 10.5 FT³ 0.29 MT³ (KD)</p> | | W | D | H | Overall | 26.5 | 24 | 39 | Seat | 20 | 17-20 | 16-20 | Back | 18.5 | | 20 | 5541-8 | \$624.00 | \$645.00 |
| | | | | W | D | H | | | | | | | | | | | | | | | |
| Overall | 26.5 | 24 | 39 | | | | | | | | | | | | | | | | | | |
| Seat | 20 | 17-20 | 16-20 | | | | | | | | | | | | | | | | | | |
| Back | 18.5 | | 20 | | | | | | | | | | | | | | | | | | |
| <p>• Weight sensing mechanism</p> | | | | | | | | | | | | | | | | | | | | | |
|  Standard Back 5441-6 Non-Tilt |  ADJUSTMENTS (2) Pneumatic seat height (8) Manual seat depth 20" diameter Chrome footrest (stools only) | <table border="1"> <thead> <tr> <th></th> <th>W</th> <th>D</th> <th>H</th> </tr> </thead> <tbody> <tr> <td>Overall</td> <td>26.5</td> <td>24</td> <td>39</td> </tr> <tr> <td>Seat</td> <td>20</td> <td>17.5</td> <td>16-20</td> </tr> <tr> <td>Back</td> <td>18.5</td> <td></td> <td>20</td> </tr> </tbody> </table> <p>Unit weight: 34 LB 15.5 KG Carton weight: 46 LB 20.87 KG Carton volume: 10.5 FT³ 0.29 MT³ (KD)</p> | | W | D | H | Overall | 26.5 | 24 | 39 | Seat | 20 | 17.5 | 16-20 | Back | 18.5 | | 20 | 5441-6 | \$574.00 | \$595.00 |
| | | | | W | D | H | | | | | | | | | | | | | | | |
| Overall | 26.5 | 24 | 39 | | | | | | | | | | | | | | | | | | |
| Seat | 20 | 17.5 | 16-20 | | | | | | | | | | | | | | | | | | |
| Back | 18.5 | | 20 | | | | | | | | | | | | | | | | | | |
| <p>* 5441NA-6 \$521.00 \$542.00</p> <p>* Without arms. Can only be used in Side chair category with 4F cylinder & Casters or C7 Glides</p> <p>• May be applied to Side Chair category with 4F cylinder & Casters or C7 Glides</p> | | | | | | | | | | | | | | | | | | | | | |
|  Standard Back Stool 5546 Non-Tilt |  ADJUSTMENTS (2) Pneumatic seat height (8) Manual seat depth 20" diameter Chrome footrest (stools only) | <table border="1"> <thead> <tr> <th></th> <th>W</th> <th>D</th> <th>H</th> </tr> </thead> <tbody> <tr> <td>Overall</td> <td>26.5</td> <td>23.5</td> <td>49</td> </tr> <tr> <td>Seat</td> <td>20</td> <td>17.5</td> <td>23-33</td> </tr> <tr> <td>Back</td> <td>18.5</td> <td></td> <td>20.5</td> </tr> </tbody> </table> <p>Unit weight: 52 LB 23.6 KG Carton weight: 58 LB 26.31 KG Carton volume: 10.5 FT³ 0.29 MT³ (KD)</p> | | W | D | H | Overall | 26.5 | 23.5 | 49 | Seat | 20 | 17.5 | 23-33 | Back | 18.5 | | 20.5 | 5546 | \$733.00 | \$754.00 |
| | | | | W | D | H | | | | | | | | | | | | | | | |
| Overall | 26.5 | 23.5 | 49 | | | | | | | | | | | | | | | | | | |
| Seat | 20 | 17.5 | 23-33 | | | | | | | | | | | | | | | | | | |
| Back | 18.5 | | 20.5 | | | | | | | | | | | | | | | | | | |



FORMAT®



CAMVL3191

STANDARD FEATURES

- Synchro Tilt mechanism
- Available in standard back height or high back with headrest
- Standard with ratchet height adjustable back & lumbar
- Medium fixed seat depth
- Standard height adjustable seat
- Height adjustable T-arms standard **(GL)**
- Black five prong injection moulded nylon base standard
- Dual wheel carpet casters **(C1)**
- Ships knock-down for on-site assembly **(KD)**
- 300 lbs active weight capacity
- Meets or exceeds SA required CGSB & BIFMA requirements

OPTIONAL FEATURES

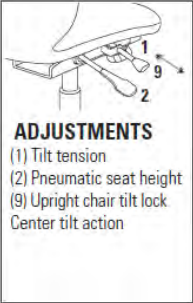
- Low rise seat, no upcharge **(4L)**
- Fixed height gas cylinder, no upcharge **(4F)**
- Fixed height T-arm, no upcharge **(1V)**
- Height and width adjustable T-arm, no upcharge **(G4-WA)**
- Height, width & swivel adjustable T-arm, no upcharge **(G5-WA)**
- Polished aluminum base, add \$110 **(ALU)**
- Hard floor casters, add \$17 **(C9R)**
- Fully assembled in carton, add \$19 **(SU)**



CAMVL3192F

* Prices are manufacture list and not discounted. Please contact Global directly or an authorized distributor for pricing.



| DESCRIPTION | FEATURES | DIMENSIONS (in) | | | MODEL # | GRADES | |
|---|----------------|--|------|---------|------------|----------|----------|
| | | W | D | H | | 1 | 2 |
|  <p>ADJUSTMENTS (1) Tilt tension (2) Pneumatic seat height (3) Upright chair tilt lock Center tilt action</p> | Overall | 26.5 | 23 | 50.5 | CAMVL3192F | \$608.00 | \$636.00 |
| | Seat | 19.5 | 17.5 | 16-21 | | | |
| | Back | 17.5 | | 30-32.5 | | | |
| High Back w/ Headrest CAMVL3192F Synchro tilter | | Unit weight: 45 LB 20.5 KG Carton weight: 56 LB 25.4 KG Carton volume: 11 FT³ 0.31 MT³ (KD) | | | | | |



G1 ERGO SELECT™



model 7333-8



Model 7331-8

STANDARD FEATURES



- Fully ergonomic offering of Synchro and Back Tilt models
- Synchro tilter (-8) feature an advanced weight sensing mechanism
- Fully upholstered seats and backs in three sizes: Generous (G), Standard (S), Petite (P)
- Choose between Deep Fixed or adjustable seat depths
- Depth adjustable lumbar
- Standard height adjustable seat
- Height, width, & swivel adjustable T-arms (G5)
- Five prong black injection moulded nylon base
- Dual wheel carpet casters (C82)
- Ships knock-down for on-site assembly (KD)
- 300 lbs active weight capacity
- Meets or exceeds SA required CGSB & BIFMA requirements

OPTIONAL FEATURES


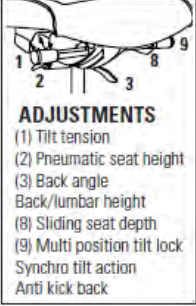

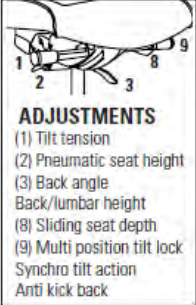

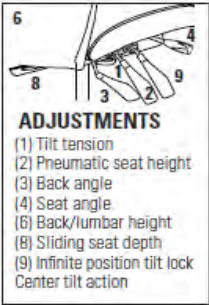

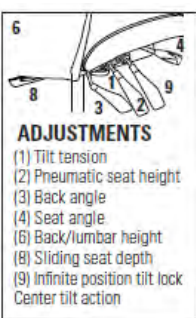
- Low rise seat, no upcharge (3G)
- Fixed height T-arm, no upcharge (1V)
- Height and width adjustable T-arm, no upcharge (G4-WA)
- Height, width & swivel adjustable 4" w T-arm, Add \$55 (H1)
- Height, width & swivel adjustable 5" w T-arm, Add \$88 (H2)
- Fixed height black C-arm, no upcharge (C)
- Fixed polished aluminum C-arm, add \$93 (CA)
- Polished aluminum spider base, add \$110 (ALU)
- Hard floor casters, add \$17 (C82R)
- Fully assembled in carton, add \$19 (SU)




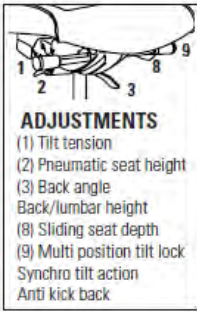

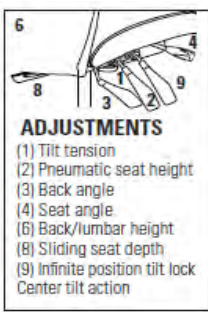

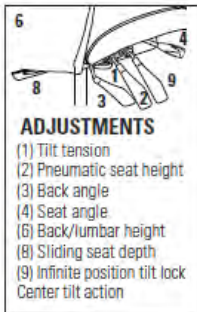
* Prices are manufacture list and not discounted. Please contact Global directly or an authorized distributor for pricing.

| DESCRIPTION | FEATURES | DIMENSIONS (in) | | | MODEL # | GRADES | | |
|--|---|---|-------|-----------|-----------|--|----------|----------|
| | | W | D | H | | 1 | 2 | |
|  <p>Standard Back 7331-0 Synchro Tilter</p> | <p>ADJUSTMENTS (1) Tilt tension (2) Pneumatic seat height (3) Back angle Back/lumbar height (8) Sliding seat depth (9) Multi position tilt lock Synchro tilt action Anti kick back</p> | Overall | 24.5 | 23 | 41 | 7331-0-S | \$923.00 | \$969.00 |
| | | Seat | 19.75 | 16.5-19.5 | 16.5-20.5 | 7331-0-P | \$923.00 | \$969.00 |
| | | Back | 19.5 | | 20 | P-Seat: 19.5"W x 15.75"-18.75"D x 16"-20"H | | |
| | | | | | | 7331-0-G | \$923.00 | \$969.00 |
| | | | | | | G-Seat: 19.5"W x 17.25"-19.5"D x 16"-20"H | | |
| | | Unit weight: 54 LB 24.5 KG | | | | | | |
| | | Carton weight: 66 LB 29.94 KG | | | | | | |
| | | Carton volume: 10.5 FT³ 0.29 MT³ (KD) | | | | | | |
|  <p>Standard Back 7331-3 Independent Back Multi-Tilter</p> | <p>ADJUSTMENTS (1) Tilt tension (2) Pneumatic seat height (3) Back angle (4) Seat angle (6) Back/lumbar height (8) Sliding seat depth (9) Infinite position tilt lock Center tilt action</p> | Overall | 24.5 | 23 | 41 | 7331-3-S | \$923.00 | \$969.00 |
| | | Seat | 19.75 | 16.5-19.5 | 16.5-20.5 | 7331-3-P | \$923.00 | \$969.00 |
| | | Back | 19.5 | | 20 | P-Seat: 19.5"W x 15.75"-18.75"D x 16"-20"H | | |
| | | | | | | 7331-3-G | \$923.00 | \$969.00 |
| | | | | | | G-Seat: 19.5"W x 17.25"-19.5"D x 16"-20"H | | |
| | | Unit weight: 54 LB 24.5 KG | | | | | | |
| | | Carton weight: 66 LB 29.94 KG | | | | | | |
| | | Carton volume: 10.5 FT³ 0.29 MT³ (KD) | | | | | | |



| DESCRIPTION | FEATURES | DIMENSIONS (in) | MODEL # | GRADES | | | | | | | | | | | | | | | | | |
|--|---|---|-----------|--|----------|---|----------------|------|----|------|-------------|-------|-----------|-----------|-------------|------|--|------|----------|----------|----------|
| | | | | 1 | 2 | | | | | | | | | | | | | | | | |
|  <p>Standard Back 7331-8 Synchro Tilter</p> |  <p>ADJUSTMENTS (1) Tilt tension (2) Pneumatic seat height (3) Back angle Back/lumbar height (8) Sliding seat depth (9) Multi position tilt lock Synchro tilt action Anti kick back</p> | <table border="1"> <thead> <tr> <th></th> <th>W</th> <th>D</th> <th>H</th> </tr> </thead> <tbody> <tr> <td>Overall</td> <td>24.5</td> <td>23</td> <td>41</td> </tr> <tr> <td>Seat</td> <td>19.75</td> <td>16.5-19.5</td> <td>16.5-20.5</td> </tr> <tr> <td>Back</td> <td>19.5</td> <td></td> <td>20</td> </tr> </tbody> </table> <p>Unit weight: 54 LB 24.5 KG Carton weight: 66 LB 29.94 KG Carton volume: 10.5 FT³ 0.29 MT³ (KD)</p> | | W | D | H | Overall | 24.5 | 23 | 41 | Seat | 19.75 | 16.5-19.5 | 16.5-20.5 | Back | 19.5 | | 20 | 7331-8-S | \$923.00 | \$969.00 |
| | | | | W | D | H | | | | | | | | | | | | | | | |
| Overall | 24.5 | 23 | 41 | | | | | | | | | | | | | | | | | | |
| Seat | 19.75 | 16.5-19.5 | 16.5-20.5 | | | | | | | | | | | | | | | | | | |
| Back | 19.5 | | 20 | | | | | | | | | | | | | | | | | | |
| | | | 7331-8-P | \$923.00 | \$969.00 | | | | | | | | | | | | | | | | |
| | | | | P-Seat: 19.5"W x 15.75"-18.75"D x 16"-20"H | | | | | | | | | | | | | | | | | |
| | | | 7331-8-G | \$923.00 | \$969.00 | | | | | | | | | | | | | | | | |
| | | | | G-Seat: 19.5"W x 17.25"-19.5"D x 16"-20"H | | | | | | | | | | | | | | | | | |
| | | | | • Weight sensing mechanism | | | | | | | | | | | | | | | | | |
|  <p>Standard Back 7332-0 Synchro Tilter</p> |  <p>ADJUSTMENTS (1) Tilt tension (2) Pneumatic seat height (3) Back angle Back/lumbar height (8) Sliding seat depth (9) Multi position tilt lock Synchro tilt action Anti kick back</p> | <table border="1"> <thead> <tr> <th></th> <th>W</th> <th>D</th> <th>H</th> </tr> </thead> <tbody> <tr> <td>Overall</td> <td>24.5</td> <td>23</td> <td>44.5</td> </tr> <tr> <td>Seat</td> <td>19.75</td> <td>16.5-19.5</td> <td>16.5-20.5</td> </tr> <tr> <td>Back</td> <td>19.5</td> <td></td> <td>24.5</td> </tr> </tbody> </table> <p>Unit weight: 56 LB 25.5 KG Carton weight: 68 LB 30.84 KG Carton volume: 10.5 FT³ 0.29 MT³ (KD)</p> | | W | D | H | Overall | 24.5 | 23 | 44.5 | Seat | 19.75 | 16.5-19.5 | 16.5-20.5 | Back | 19.5 | | 24.5 | 7332-0-S | \$944.00 | \$993.00 |
| | | | | W | D | H | | | | | | | | | | | | | | | |
| Overall | 24.5 | 23 | 44.5 | | | | | | | | | | | | | | | | | | |
| Seat | 19.75 | 16.5-19.5 | 16.5-20.5 | | | | | | | | | | | | | | | | | | |
| Back | 19.5 | | 24.5 | | | | | | | | | | | | | | | | | | |
| | | | 7332-0-P | \$944.00 | \$993.00 | | | | | | | | | | | | | | | | |
| | | | | P-Seat: 19.5"W x 15.75"-18.75"D x 16"-20"H | | | | | | | | | | | | | | | | | |
| | | | 7332-0-G | \$944.00 | \$993.00 | | | | | | | | | | | | | | | | |
| | | | | G-Seat: 19.5"W x 17.25"-19.5"D x 16"-20"H | | | | | | | | | | | | | | | | | |
|  <p>Standard Back 7332-3 Independent Back Multi-Tilter</p> |  <p>ADJUSTMENTS (1) Tilt tension (2) Pneumatic seat height (3) Back angle (4) Seat angle (6) Back/lumbar height (8) Sliding seat depth (9) Infinite position tilt lock Center tilt action</p> | <table border="1"> <thead> <tr> <th></th> <th>W</th> <th>D</th> <th>H</th> </tr> </thead> <tbody> <tr> <td>Overall</td> <td>24.5</td> <td>23</td> <td>44.5</td> </tr> <tr> <td>Seat</td> <td>19.75</td> <td>16.5-19.5</td> <td>16.5-20.5</td> </tr> <tr> <td>Back</td> <td>19.5</td> <td></td> <td>24.5</td> </tr> </tbody> </table> <p>Unit weight: 56 LB 25.5 KG Carton weight: 68 LB 30.84 KG Carton volume: 10.5 FT³ 0.29 MT³ (KD)</p> | | W | D | H | Overall | 24.5 | 23 | 44.5 | Seat | 19.75 | 16.5-19.5 | 16.5-20.5 | Back | 19.5 | | 24.5 | 7332-3-S | \$944.00 | \$993.00 |
| | | | | W | D | H | | | | | | | | | | | | | | | |
| Overall | 24.5 | 23 | 44.5 | | | | | | | | | | | | | | | | | | |
| Seat | 19.75 | 16.5-19.5 | 16.5-20.5 | | | | | | | | | | | | | | | | | | |
| Back | 19.5 | | 24.5 | | | | | | | | | | | | | | | | | | |
| | | | 7332-3-P | \$944.00 | \$993.00 | | | | | | | | | | | | | | | | |
| | | | | P-Seat: 19.5"W x 15.75"-18.75"D x 16"-20"H | | | | | | | | | | | | | | | | | |
| | | | 7332-3-G | \$944.00 | \$993.00 | | | | | | | | | | | | | | | | |
| | | | | G-Seat: 19.5"W x 17.25"-19.5"D x 16"-20"H | | | | | | | | | | | | | | | | | |
|  <p>Standard Back 7332-8 Synchro Tilter</p> |  <p>ADJUSTMENTS (1) Tilt tension (2) Pneumatic seat height (3) Back angle (4) Seat angle (6) Back/lumbar height (8) Sliding seat depth (9) Infinite position tilt lock Center tilt action</p> | <table border="1"> <thead> <tr> <th></th> <th>W</th> <th>D</th> <th>H</th> </tr> </thead> <tbody> <tr> <td>Overall</td> <td>24.5</td> <td>23</td> <td>44.5</td> </tr> <tr> <td>Seat</td> <td>19.75</td> <td>16.5-19.5</td> <td>16.5-20.5</td> </tr> <tr> <td>Back</td> <td>19.5</td> <td></td> <td>24.5</td> </tr> </tbody> </table> <p>Unit weight: 56 LB 25.5 KG Carton weight: 68 LB 30.84 KG Carton volume: 10.5 FT³ 0.29 MT³ (KD)</p> | | W | D | H | Overall | 24.5 | 23 | 44.5 | Seat | 19.75 | 16.5-19.5 | 16.5-20.5 | Back | 19.5 | | 24.5 | 7332-8-S | \$944.00 | \$993.00 |
| | | | | W | D | H | | | | | | | | | | | | | | | |
| Overall | 24.5 | 23 | 44.5 | | | | | | | | | | | | | | | | | | |
| Seat | 19.75 | 16.5-19.5 | 16.5-20.5 | | | | | | | | | | | | | | | | | | |
| Back | 19.5 | | 24.5 | | | | | | | | | | | | | | | | | | |
| | | | 7332-8-P | \$944.00 | \$993.00 | | | | | | | | | | | | | | | | |
| | | | | P-Seat: 19.5"W x 15.75"-18.75"D x 16"-20"H | | | | | | | | | | | | | | | | | |
| | | | 7332-8-G | \$944.00 | \$993.00 | | | | | | | | | | | | | | | | |
| | | | | G-Seat: 19.5"W x 17.25"-19.5"D x 16"-20"H | | | | | | | | | | | | | | | | | |
| | | | | • Weight sensing mechanism | | | | | | | | | | | | | | | | | |



| DESCRIPTION | FEATURES | DIMENSIONS (in) | MODEL # | GRADES | | | | | | | | | | | | | | | | | | | | | | | | | | | | | | |
|--|--|---|-----------|--------|---|---|----------------|------|----|----|-------------|-------|-----------|-----------|-------------|------|--|----|---|-----------------|----------|------------|-----------------|----------|------------|--|--|--|-----------------|----------|------------|---|--|--|
| | | | | 1 | 2 | | | | | | | | | | | | | | | | | | | | | | | | | | | | | |
|  High Back 7333-0 Synchro Tilter |  ADJUSTMENTS (1) Tilt tension (2) Pneumatic seat height (3) Back angle Back/lumbar height (8) Sliding seat depth (9) Multi position tilt lock Synchro tilt action Anti kick back | <table border="1"> <thead> <tr> <th></th> <th>W</th> <th>D</th> <th>H</th> </tr> </thead> <tbody> <tr> <td>Overall</td> <td>24.5</td> <td>23</td> <td>50</td> </tr> <tr> <td>Seat</td> <td>19.75</td> <td>16.5-19.5</td> <td>16.5-20.5</td> </tr> <tr> <td>Back</td> <td>19.5</td> <td></td> <td>27</td> </tr> </tbody> </table> <p>Unit weight: 58 LB 26.4 KG Carton weight: 71 LB 32.21 KG Carton volume: 11 FT³ 0.31 MT³ (KD)</p> | | W | D | H | Overall | 24.5 | 23 | 50 | Seat | 19.75 | 16.5-19.5 | 16.5-20.5 | Back | 19.5 | | 27 | <table border="1"> <tbody> <tr> <td>7333-0-S</td> <td>\$965.00</td> <td>\$1,021.00</td> </tr> <tr> <td>7333-0-P</td> <td>\$965.00</td> <td>\$1,021.00</td> </tr> <tr> <td colspan="3">P-Seat: 19.5"W x 15.75"-18.75"D x 16"-20"H</td> </tr> <tr> <td>7333-0-G</td> <td>\$965.00</td> <td>\$1,021.00</td> </tr> <tr> <td colspan="3">G-Seat: 19.5"W x 17.25"-19.5"D x 16"-20"H</td> </tr> </tbody> </table> | 7333-0-S | \$965.00 | \$1,021.00 | 7333-0-P | \$965.00 | \$1,021.00 | P-Seat: 19.5"W x 15.75"-18.75"D x 16"-20"H | | | 7333-0-G | \$965.00 | \$1,021.00 | G-Seat: 19.5"W x 17.25"-19.5"D x 16"-20"H | | |
| | | | | W | D | H | | | | | | | | | | | | | | | | | | | | | | | | | | | | |
| Overall | 24.5 | 23 | 50 | | | | | | | | | | | | | | | | | | | | | | | | | | | | | | | |
| Seat | 19.75 | 16.5-19.5 | 16.5-20.5 | | | | | | | | | | | | | | | | | | | | | | | | | | | | | | | |
| Back | 19.5 | | 27 | | | | | | | | | | | | | | | | | | | | | | | | | | | | | | | |
| 7333-0-S | \$965.00 | \$1,021.00 | | | | | | | | | | | | | | | | | | | | | | | | | | | | | | | | |
| 7333-0-P | \$965.00 | \$1,021.00 | | | | | | | | | | | | | | | | | | | | | | | | | | | | | | | | |
| P-Seat: 19.5"W x 15.75"-18.75"D x 16"-20"H | | | | | | | | | | | | | | | | | | | | | | | | | | | | | | | | | | |
| 7333-0-G | \$965.00 | \$1,021.00 | | | | | | | | | | | | | | | | | | | | | | | | | | | | | | | | |
| G-Seat: 19.5"W x 17.25"-19.5"D x 16"-20"H | | | | | | | | | | | | | | | | | | | | | | | | | | | | | | | | | | |
|  High Back 7333-3 Independent Back Multi-Tilter |  ADJUSTMENTS (1) Tilt tension (2) Pneumatic seat height (3) Back angle (4) Seat angle (6) Back/lumbar height (8) Sliding seat depth (9) Infinite position tilt lock Center tilt action | <table border="1"> <thead> <tr> <th></th> <th>W</th> <th>D</th> <th>H</th> </tr> </thead> <tbody> <tr> <td>Overall</td> <td>24.5</td> <td>23</td> <td>50</td> </tr> <tr> <td>Seat</td> <td>19.75</td> <td>16.5-19.5</td> <td>16.5-20.5</td> </tr> <tr> <td>Back</td> <td>19.5</td> <td></td> <td>27</td> </tr> </tbody> </table> <p>Unit weight: 58 LB 26.4 KG Carton weight: 71 LB 32.21 KG Carton volume: 11 FT³ 0.31 MT³ (KD)</p> | | W | D | H | Overall | 24.5 | 23 | 50 | Seat | 19.75 | 16.5-19.5 | 16.5-20.5 | Back | 19.5 | | 27 | <table border="1"> <tbody> <tr> <td>7333-3-S</td> <td>\$965.00</td> <td>\$1,021.00</td> </tr> <tr> <td>7333-3-P</td> <td>\$965.00</td> <td>\$1,021.00</td> </tr> <tr> <td colspan="3">P-Seat: 19.5"W x 15.75"-18.75"D x 16"-20"H</td> </tr> <tr> <td>7333-3-G</td> <td>\$965.00</td> <td>\$1,021.00</td> </tr> <tr> <td colspan="3">G-Seat: 19.5"W x 17.25"-19.5"D x 16"-20"H</td> </tr> </tbody> </table> | 7333-3-S | \$965.00 | \$1,021.00 | 7333-3-P | \$965.00 | \$1,021.00 | P-Seat: 19.5"W x 15.75"-18.75"D x 16"-20"H | | | 7333-3-G | \$965.00 | \$1,021.00 | G-Seat: 19.5"W x 17.25"-19.5"D x 16"-20"H | | |
| | | | | W | D | H | | | | | | | | | | | | | | | | | | | | | | | | | | | | |
| Overall | 24.5 | 23 | 50 | | | | | | | | | | | | | | | | | | | | | | | | | | | | | | | |
| Seat | 19.75 | 16.5-19.5 | 16.5-20.5 | | | | | | | | | | | | | | | | | | | | | | | | | | | | | | | |
| Back | 19.5 | | 27 | | | | | | | | | | | | | | | | | | | | | | | | | | | | | | | |
| 7333-3-S | \$965.00 | \$1,021.00 | | | | | | | | | | | | | | | | | | | | | | | | | | | | | | | | |
| 7333-3-P | \$965.00 | \$1,021.00 | | | | | | | | | | | | | | | | | | | | | | | | | | | | | | | | |
| P-Seat: 19.5"W x 15.75"-18.75"D x 16"-20"H | | | | | | | | | | | | | | | | | | | | | | | | | | | | | | | | | | |
| 7333-3-G | \$965.00 | \$1,021.00 | | | | | | | | | | | | | | | | | | | | | | | | | | | | | | | | |
| G-Seat: 19.5"W x 17.25"-19.5"D x 16"-20"H | | | | | | | | | | | | | | | | | | | | | | | | | | | | | | | | | | |
|  High Back 7333-8 Synchro Tilter |  ADJUSTMENTS (1) Tilt tension (2) Pneumatic seat height (3) Back angle (4) Seat angle (6) Back/lumbar height (8) Sliding seat depth (9) Infinite position tilt lock Center tilt action | <table border="1"> <thead> <tr> <th></th> <th>W</th> <th>D</th> <th>H</th> </tr> </thead> <tbody> <tr> <td>Overall</td> <td>24.5</td> <td>23</td> <td>50</td> </tr> <tr> <td>Seat</td> <td>19.75</td> <td>16.5-19.5</td> <td>16.5-20.5</td> </tr> <tr> <td>Back</td> <td>19.5</td> <td></td> <td>27</td> </tr> </tbody> </table> <p>Unit weight: 58 LB 26.4 KG Carton weight: 71 LB 32.21 KG Carton volume: 11 FT³ 0.31 MT³ (KD)</p> | | W | D | H | Overall | 24.5 | 23 | 50 | Seat | 19.75 | 16.5-19.5 | 16.5-20.5 | Back | 19.5 | | 27 | <table border="1"> <tbody> <tr> <td>7333-8-S</td> <td>\$965.00</td> <td>\$1,021.00</td> </tr> <tr> <td>7333-8-P</td> <td>\$965.00</td> <td>\$1,021.00</td> </tr> <tr> <td colspan="3">P-Seat: 19.5"W x 15.75"-18.75"D x 16"-20"H</td> </tr> <tr> <td>7333-8-G</td> <td>\$965.00</td> <td>\$1,021.00</td> </tr> <tr> <td colspan="3">G-Seat: 19.5"W x 17.25"-19.5"D x 16"-20"H</td> </tr> </tbody> </table> <p>• Weight sensing mechanism</p> | 7333-8-S | \$965.00 | \$1,021.00 | 7333-8-P | \$965.00 | \$1,021.00 | P-Seat: 19.5"W x 15.75"-18.75"D x 16"-20"H | | | 7333-8-G | \$965.00 | \$1,021.00 | G-Seat: 19.5"W x 17.25"-19.5"D x 16"-20"H | | |
| | | | | W | D | H | | | | | | | | | | | | | | | | | | | | | | | | | | | | |
| Overall | 24.5 | 23 | 50 | | | | | | | | | | | | | | | | | | | | | | | | | | | | | | | |
| Seat | 19.75 | 16.5-19.5 | 16.5-20.5 | | | | | | | | | | | | | | | | | | | | | | | | | | | | | | | |
| Back | 19.5 | | 27 | | | | | | | | | | | | | | | | | | | | | | | | | | | | | | | |
| 7333-8-S | \$965.00 | \$1,021.00 | | | | | | | | | | | | | | | | | | | | | | | | | | | | | | | | |
| 7333-8-P | \$965.00 | \$1,021.00 | | | | | | | | | | | | | | | | | | | | | | | | | | | | | | | | |
| P-Seat: 19.5"W x 15.75"-18.75"D x 16"-20"H | | | | | | | | | | | | | | | | | | | | | | | | | | | | | | | | | | |
| 7333-8-G | \$965.00 | \$1,021.00 | | | | | | | | | | | | | | | | | | | | | | | | | | | | | | | | |
| G-Seat: 19.5"W x 17.25"-19.5"D x 16"-20"H | | | | | | | | | | | | | | | | | | | | | | | | | | | | | | | | | | |



GLOBAL ACCORD™



model 2670-2



Model 2677-4

STANDARD FEATURES


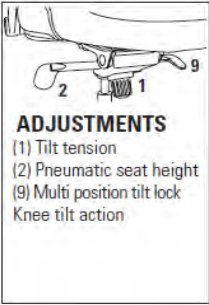

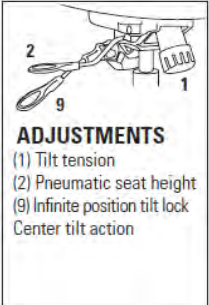
- Unison congruence chairs with centre and knee tilt options
- Deep fixed seat
- Standard height adjustable seat
- Standard height backs fully upholstered or 24 mesh options
- Mesh colors: Sandy Beach (VU10), Desert Sand (VU11), Orange Sunset (VU12), Chocolate Fountain (VU13), Arctic Blue (VU14), Quarry Grey (VU15), Tidal Wave (VU16), Ivy Moss (VU17), Red Rose (VU18), Coal Black (VU19), White (VU20), Lime (VU21), Chartreuse (VU23), Pool Blue (VU26), Sky (VU28), Primary Blue (VU32), Tangerine (VU34), Paprika (VU37), Grain (VU40), Yellow (VU43), Silver Grey (VU55), Silver (VU63), Hot Pink (VU65) and Red Mittens (VU70).
- Cast aluminum with a mirror finish accent the arms and base.
- Dual wheel carpet casters (C1)
- Ships knock-down for on-site assembly (KD)
- 300 lbs active weight capacity
- Meets or exceeds SA required CGSB & BIFMA requirements

OPTIONAL FEATURES


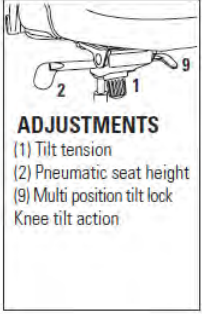

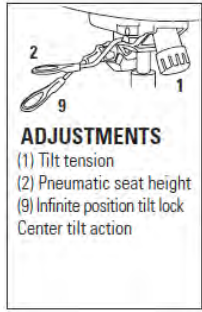

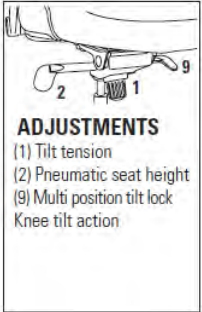

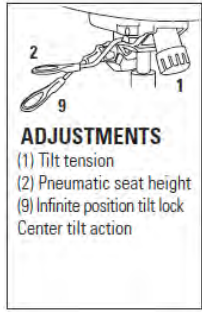
- Low rise seat, no upcharge (3G)
- Memory foam, add \$64 (MF)
- Fixed height gas cylinder, no upcharge (4F)
- Black base only, no upcharge (B5B)
- Hard floor casters, add \$17 (C9R)
- Fully assembled in carton, add \$19 (SU)




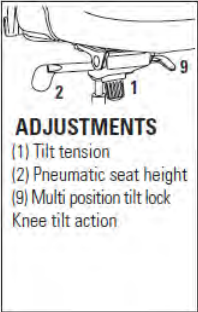

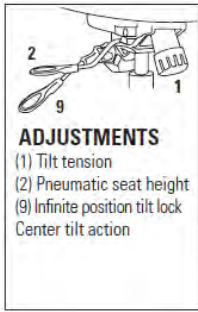
* Prices are manufacture list and not discounted. Please contact Global directly or an authorized distributor for pricing.

| DESCRIPTION | FEATURES | DIMENSIONS (in) | | | MODEL # | GRADES | | |
|--|---|---|-------|-----------|-----------|--------|----------------------------|----------|
| | | W | D | H | | 1 | 2 | |
|  Standard Back 2670-2 Unison Knee Tilter |  ADJUSTMENTS (1) Tilt tension (2) Pneumatic seat height (9) Multi position tilt lock Knee tilt action | Overall | 25 | 25 | 44 | 2670-2 | \$904.00 | \$960.00 |
| | | Seat | 20 | 19 | 18-22 | | • Upholstery seat and back | |
| | | Back | 18.5 | | 23 | | | |
| | | Unit weight: 41 LB 18.6 KG | | | | | | |
| | | Carton weight: 46 LB 20.87 KG | | | | | | |
| | | Carton volume: 13 FT³ 0.36 MT³ (KD) | | | | | | |
|  Standard Back 2670-4 Unison Tilter |  ADJUSTMENTS (1) Tilt tension (2) Pneumatic seat height (9) Infinite position tilt lock Center tilt action | Overall | 24.5 | 23 | 41 | 2670-4 | \$784.00 | \$840.00 |
| | | Seat | 19.75 | 16.5-19.5 | 16.5-20.5 | | • Upholstery seat and back | |
| | | Back | 19.5 | | 20 | | | |
| | | Unit weight: 38 LB 17.3 KG | | | | | | |
| | | Carton weight: 43 LB 19.5 KG | | | | | | |
| | | Carton volume: 10.75 FT³ 0.3 MT³ (KD) | | | | | | |



| DESCRIPTION | FEATURES | DIMENSIONS (in) | MODEL # | GRADES | | | | | | | | | | | | | | | | | |
|--|---|---|-----------|--------|---|---|----------------|------|----|------|-------------|-------|-----------|-----------|-------------|------|--|----|--------|------------|------------|
| | | | | 1 | 2 | | | | | | | | | | | | | | | | |
|  <p>Standard Back 2671-2 Unison Knee Tilter</p> |  <p>ADJUSTMENTS (1) Tilt tension (2) Pneumatic seat height (9) Multi position tilt lock Knee tilt action</p> | <table border="1"> <thead> <tr> <th></th> <th>W</th> <th>D</th> <th>H</th> </tr> </thead> <tbody> <tr> <td>Overall</td> <td>25</td> <td>25</td> <td>38.5</td> </tr> <tr> <td>Seat</td> <td>20</td> <td>19</td> <td>18-22</td> </tr> <tr> <td>Back</td> <td>18.5</td> <td></td> <td>18</td> </tr> </tbody> </table> <p>Unit weight: 38 LB 17.3 KG Carton weight: 43 LB 19.5 KG Carton volume: 10.75 FT³ 0.3 MT³ (KD)</p> | | W | D | H | Overall | 25 | 25 | 38.5 | Seat | 20 | 19 | 18-22 | Back | 18.5 | | 18 | 2671-2 | \$877.00 | \$926.00 |
| | | | | W | D | H | | | | | | | | | | | | | | | |
| Overall | 25 | 25 | 38.5 | | | | | | | | | | | | | | | | | | |
| Seat | 20 | 19 | 18-22 | | | | | | | | | | | | | | | | | | |
| Back | 18.5 | | 18 | | | | | | | | | | | | | | | | | | |
| <p>• Upholstery seat and back</p> | | | | | | | | | | | | | | | | | | | | | |
|  <p>Standard Back 2671-4 Unison Tilter</p> |  <p>ADJUSTMENTS (1) Tilt tension (2) Pneumatic seat height (9) Infinite position tilt lock Center tilt action</p> | <table border="1"> <thead> <tr> <th></th> <th>W</th> <th>D</th> <th>H</th> </tr> </thead> <tbody> <tr> <td>Overall</td> <td>24.5</td> <td>23</td> <td>41</td> </tr> <tr> <td>Seat</td> <td>19.75</td> <td>16.5-19.5</td> <td>16.5-20.5</td> </tr> <tr> <td>Back</td> <td>19.5</td> <td></td> <td>20</td> </tr> </tbody> </table> <p>Unit weight: 35 LB 15.9 KG Carton weight: 40 LB 18.14 KG Carton volume: 10.75 FT³ 0.3 MT³ (KD)</p> | | W | D | H | Overall | 24.5 | 23 | 41 | Seat | 19.75 | 16.5-19.5 | 16.5-20.5 | Back | 19.5 | | 20 | 2671-4 | \$754.00 | \$803.00 |
| | | | | W | D | H | | | | | | | | | | | | | | | |
| Overall | 24.5 | 23 | 41 | | | | | | | | | | | | | | | | | | |
| Seat | 19.75 | 16.5-19.5 | 16.5-20.5 | | | | | | | | | | | | | | | | | | |
| Back | 19.5 | | 20 | | | | | | | | | | | | | | | | | | |
| <p>• Upholstery seat and back</p> | | | | | | | | | | | | | | | | | | | | | |
|  <p>Standard Back 2676-2 Unison Knee Tilter</p> |  <p>ADJUSTMENTS (1) Tilt tension (2) Pneumatic seat height (9) Multi position tilt lock Knee tilt action</p> | <table border="1"> <thead> <tr> <th></th> <th>W</th> <th>D</th> <th>H</th> </tr> </thead> <tbody> <tr> <td>Overall</td> <td>25</td> <td>25</td> <td>44</td> </tr> <tr> <td>Seat</td> <td>20</td> <td>19</td> <td>18-22</td> </tr> <tr> <td>Back</td> <td>18.5</td> <td></td> <td>23</td> </tr> </tbody> </table> <p>Unit weight: 41 LB 18.6 KG Carton weight: 46 LB 20.87 KG Carton volume: 10.5 FT³ 0.29 MT³ (KD)</p> | | W | D | H | Overall | 25 | 25 | 44 | Seat | 20 | 19 | 18-22 | Back | 18.5 | | 23 | 2676-2 | \$1,010.00 | \$1,038.00 |
| | | | | W | D | H | | | | | | | | | | | | | | | |
| Overall | 25 | 25 | 44 | | | | | | | | | | | | | | | | | | |
| Seat | 20 | 19 | 18-22 | | | | | | | | | | | | | | | | | | |
| Back | 18.5 | | 23 | | | | | | | | | | | | | | | | | | |
| <p>• Mesh back and upholstery seat</p> | | | | | | | | | | | | | | | | | | | | | |
|  <p>Standard Back 2676-4 Unison Tilter</p> |  <p>ADJUSTMENTS (1) Tilt tension (2) Pneumatic seat height (9) Infinite position tilt lock Center tilt action</p> | <table border="1"> <thead> <tr> <th></th> <th>W</th> <th>D</th> <th>H</th> </tr> </thead> <tbody> <tr> <td>Overall</td> <td>24.5</td> <td>23</td> <td>41</td> </tr> <tr> <td>Seat</td> <td>19.75</td> <td>16.5-19.5</td> <td>16.5-20.5</td> </tr> <tr> <td>Back</td> <td>19.5</td> <td></td> <td>20</td> </tr> </tbody> </table> <p>Unit weight: 38 LB 17.3 KG Carton weight: 43 LB 19.5 KG Carton volume: 10.75 FT³ 0.3 MT³ (KD)</p> | | W | D | H | Overall | 24.5 | 23 | 41 | Seat | 19.75 | 16.5-19.5 | 16.5-20.5 | Back | 19.5 | | 20 | 2676-4 | \$889.00 | \$917.00 |
| | | | | W | D | H | | | | | | | | | | | | | | | |
| Overall | 24.5 | 23 | 41 | | | | | | | | | | | | | | | | | | |
| Seat | 19.75 | 16.5-19.5 | 16.5-20.5 | | | | | | | | | | | | | | | | | | |
| Back | 19.5 | | 20 | | | | | | | | | | | | | | | | | | |
| <p>• Mesh back and upholstery seat</p> | | | | | | | | | | | | | | | | | | | | | |



| DESCRIPTION | FEATURES | DIMENSIONS (in) | MODEL # | GRADES | | | | | | | | | | | | | | | | | | | | | |
|---|---|---|-----------|--------|---|---|----------------|------|----|------|-------------|-------|-----------|-----------|-------------|------|--|----|--|--|---|---|--|----------|----------|
| | | | | 1 | 2 | | | | | | | | | | | | | | | | | | | | |
|  <p>Standard Back</p> <p>2677-2 Unison Knee Tilter</p> |  <p>ADJUSTMENTS (1) Tilt tension (2) Pneumatic seat height (9) Multi position tilt lock Knee tilt action</p> | <table border="1"> <thead> <tr> <th></th> <th>W</th> <th>D</th> <th>H</th> </tr> </thead> <tbody> <tr> <td>Overall</td> <td>25</td> <td>25</td> <td>38.5</td> </tr> <tr> <td>Seat</td> <td>20</td> <td>19</td> <td>18-22</td> </tr> <tr> <td>Back</td> <td>18.5</td> <td></td> <td>18</td> </tr> </tbody> </table> <p>Unit weight: 38 LB 17.3 KG Carton weight: 43 LB 19.5 KG Carton volume: 10.75 FT³ 0.3 MT³ (KD)</p> | | W | D | H | Overall | 25 | 25 | 38.5 | Seat | 20 | 19 | 18-22 | Back | 18.5 | | 18 | <p>2677-2</p> <table border="1"> <tr> <td></td> <td>1</td> <td>2</td> </tr> <tr> <td></td> <td>\$969.00</td> <td>\$997.00</td> </tr> </table> <ul style="list-style-type: none"> • Mesh back and upholstery seat | | 1 | 2 | | \$969.00 | \$997.00 |
| | | | | W | D | H | | | | | | | | | | | | | | | | | | | |
| Overall | 25 | 25 | 38.5 | | | | | | | | | | | | | | | | | | | | | | |
| Seat | 20 | 19 | 18-22 | | | | | | | | | | | | | | | | | | | | | | |
| Back | 18.5 | | 18 | | | | | | | | | | | | | | | | | | | | | | |
| | 1 | 2 | | | | | | | | | | | | | | | | | | | | | | | |
| | \$969.00 | \$997.00 | | | | | | | | | | | | | | | | | | | | | | | |
|  <p>Standard Back</p> <p>2677-4 Unison Tilter</p> |  <p>ADJUSTMENTS (1) Tilt tension (2) Pneumatic seat height (9) Infinite position tilt lock Center tilt action</p> | <table border="1"> <thead> <tr> <th></th> <th>W</th> <th>D</th> <th>H</th> </tr> </thead> <tbody> <tr> <td>Overall</td> <td>24.5</td> <td>23</td> <td>41</td> </tr> <tr> <td>Seat</td> <td>19.75</td> <td>16.5-19.5</td> <td>16.5-20.5</td> </tr> <tr> <td>Back</td> <td>19.5</td> <td></td> <td>20</td> </tr> </tbody> </table> <p>Unit weight: 35 LB 15.9 KG Carton weight: 40 LB 18.14 KG Carton volume: 10.75 FT³ 0.3 MT³ (KD)</p> | | W | D | H | Overall | 24.5 | 23 | 41 | Seat | 19.75 | 16.5-19.5 | 16.5-20.5 | Back | 19.5 | | 20 | <p>2677-4</p> <table border="1"> <tr> <td></td> <td>1</td> <td>2</td> </tr> <tr> <td></td> <td>\$847.00</td> <td>\$875.00</td> </tr> </table> <ul style="list-style-type: none"> • Mesh back and upholstery seat | | 1 | 2 | | \$847.00 | \$875.00 |
| | | | | W | D | H | | | | | | | | | | | | | | | | | | | |
| Overall | 24.5 | 23 | 41 | | | | | | | | | | | | | | | | | | | | | | |
| Seat | 19.75 | 16.5-19.5 | 16.5-20.5 | | | | | | | | | | | | | | | | | | | | | | |
| Back | 19.5 | | 20 | | | | | | | | | | | | | | | | | | | | | | |
| | 1 | 2 | | | | | | | | | | | | | | | | | | | | | | | |
| | \$847.00 | \$875.00 | | | | | | | | | | | | | | | | | | | | | | | |



GRANADA®



model 3117



model 3212

STANDARD FEATURES


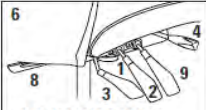

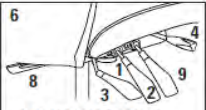
- Independent Back Tilt Multi Tilter
- Sculpted back with pronounced lumbar support.
- All Back-Tilt models standard with adjustable seat depth
- Fully upholstered seat and back
- Available in two Standard back heights
- Vertical back height lumabr adjustment
- Models 3112 & 3117 have height & depth adjustable lumbar
- Standard height adjustable seat
- Height adjustable T-arms (3N)
- Five prong black injection moulded nylon base
- Dual wheel carpet casters (C65)
- Ships knock-down for on-site assembly (KD)
- 300 lbs active weight capacity
- Meets or exceeds SA required CGSB & BIFMA requirements

OPTIONAL FEATURES



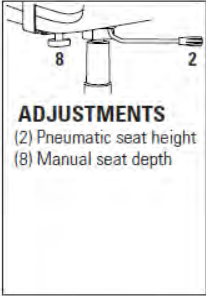

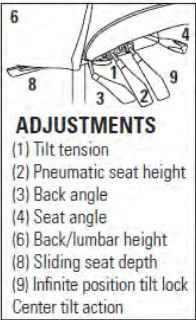

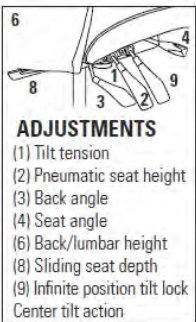
- Low rise seat, no upcharge (3G)
- Memory foam, add \$64 (MF)
- Fixed height T-arm, no upcharge (1V)
- Height and width adjustable T-arm, add \$59 (G4-WA)
- Height, width & swivel adjustable T-arm, add \$59 (G5-WA)
- Chrome base, add \$80 (CHM)
- Plastic back edge guard, add \$18 (EG)
- Hard floor casters, add \$17 (C65R)
- Fixed flides available on 3254 & 3255 , no upcharge (C7)
- Fully assembled in carton, add \$19 (SU)




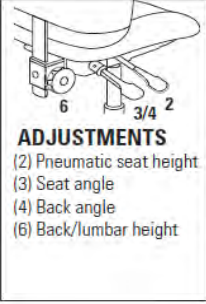
* Prices are manufacture list and not discounted. Please contact Global directly or an authorized distributor for pricing.

| DESCRIPTION | FEATURES | DIMENSIONS (in) | MODEL # | GRADES | | | | | | | | | | | | | | | | | |
|--|---|---|-----------|--------|---|---|----------------|----|------|----|-------------|------|---------|-----------|-------------|----|--|-----------|----------|----------|----------|
| | | | | 1 | 2 | | | | | | | | | | | | | | | | |
|  <p>Standard Back 3212 Independent Back Multi-Tilter</p> |  <p>ADJUSTMENTS (1) Tilt tension (2) Pneumatic seat height (3) Back angle (4) Seat angle (6) Back/lumbar height (8) Sliding seat depth (9) Infinite position tilt lock Center tilt action</p> | <table border="1"> <thead> <tr> <th></th> <th>W</th> <th>D</th> <th>H</th> </tr> </thead> <tbody> <tr> <td>Overall</td> <td>26</td> <td>24</td> <td>40</td> </tr> <tr> <td>Seat</td> <td>20.5</td> <td>17-19.5</td> <td>17.5-21.5</td> </tr> <tr> <td>Back</td> <td>19</td> <td></td> <td>17.5-21.5</td> </tr> </tbody> </table> <p>Unit weight: 48 LB 21.8 KG Carton weight: 57 LB 25.85 KG Carton volume: 9.25 FT³ 0.26 MT³ (KD)</p> | | W | D | H | Overall | 26 | 24 | 40 | Seat | 20.5 | 17-19.5 | 17.5-21.5 | Back | 19 | | 17.5-21.5 | 3212-MLD | \$746.00 | \$788.00 |
| | | | | W | D | H | | | | | | | | | | | | | | | |
| Overall | 26 | 24 | 40 | | | | | | | | | | | | | | | | | | |
| Seat | 20.5 | 17-19.5 | 17.5-21.5 | | | | | | | | | | | | | | | | | | |
| Back | 19 | | 17.5-21.5 | | | | | | | | | | | | | | | | | | |
|  <p>Standard Back 3217 Independent Back Multi-Tilter</p> |  <p>ADJUSTMENTS (1) Tilt tension (2) Pneumatic seat height (3) Back angle (4) Seat angle (6) Back/lumbar height (8) Sliding seat depth (9) Infinite position tilt lock Center tilt action</p> | <table border="1"> <thead> <tr> <th></th> <th>W</th> <th>D</th> <th>H</th> </tr> </thead> <tbody> <tr> <td>Overall</td> <td>26</td> <td>24.5</td> <td>43</td> </tr> <tr> <td>Seat</td> <td>20.5</td> <td>17-19.5</td> <td>17.5-21.5</td> </tr> <tr> <td>Back</td> <td>19</td> <td></td> <td>21.5-25.5</td> </tr> </tbody> </table> <p>Unit weight: 51 LB 23.2 KG Carton weight: 60 LB 27.22 KG Carton volume: 10.5 FT³ 0.29 MT³ (KD)</p> | | W | D | H | Overall | 26 | 24.5 | 43 | Seat | 20.5 | 17-19.5 | 17.5-21.5 | Back | 19 | | 21.5-25.5 | 3217-MLD | \$778.00 | \$827.00 |
| | | | | W | D | H | | | | | | | | | | | | | | | |
| Overall | 26 | 24.5 | 43 | | | | | | | | | | | | | | | | | | |
| Seat | 20.5 | 17-19.5 | 17.5-21.5 | | | | | | | | | | | | | | | | | | |
| Back | 19 | | 21.5-25.5 | | | | | | | | | | | | | | | | | | |



| DESCRIPTION | FEATURES | DIMENSIONS (in) | | | MODEL # | GRADES | |
|--|---|--|--|--|---------|---|---|
| | | | | | | 1 | 2 |
|  Standard Back 3254 Non-Tilt without arms | <ul style="list-style-type: none"> • Fixed height only. • Side Chair category only. May be used with Casters or C7 Glides | W D H Overall 21 24 38 Seat 20.5 17.5 17-22 Back 19 19 | 3254-MLD-4F \$435.00 \$477.00 | | | | |
| | | Unit weight: 28 LB 12.7 KG Carton weight: 32 LB 14.51 KG Carton volume: 9.25 FT³ 0.26 MT³ (KD) | | | | | |
|  Standard Back 3255 Non-Tilt with arms |  <p>ADJUSTMENTS (2) Pneumatic seat height (8) Manual seat depth</p> | W D H Overall 26 24 38 Seat 20.5 17.5 17-22 Back 19 19 | 3255-MLD \$537.00 \$579.00 | | | <ul style="list-style-type: none"> • May be applied to Side Chair category with 4F cylinder & Casters or C7 Glides | |
| | | Unit weight: 36 LB 16.4 KG Carton weight: 40 LB 18.14 KG Carton volume: 9.25 FT³ 0.26 MT³ (KD) | | | | | |
|  Standard Back 3112 Independent Back Multi-Tilter with Schukra™ |  <p>ADJUSTMENTS (1) Tilt tension (2) Pneumatic seat height (3) Back angle (4) Seat angle (6) Back/lumbar height (8) Sliding seat depth (9) Infinite position tilt lock Center tilt action</p> | W D H Overall 26 24 37.5 Seat 20.5 17-19.5 17-21 Back 19 17-21 | 3112-MLD \$844.00 \$886.00 | | | | |
| | | Unit weight: 50 LB 22.7 KG Carton weight: 59 LB 26.76 KG Carton volume: 9.25 FT³ 0.26 MT³ (KD) | | | | | |
|  Standard Back 3117 Independent Back Multi-Tilter with Schukra™ |  <p>ADJUSTMENTS (1) Tilt tension (2) Pneumatic seat height (3) Back angle (4) Seat angle (6) Back/lumbar height (8) Sliding seat depth (9) Infinite position tilt lock Center tilt action</p> | W D H Overall 26 24.5 43 Seat 20.5 17-19.5 17-21 Back 19 21.5-25.5 | 3117-MLD \$880.00 \$929.00 | | | | |
| | | Unit weight: 51 LB 23.2 KG Carton weight: 60 LB 27.22 KG Carton volume: 10.5 FT³ 0.29 MT³ (KD) | | | | | |



| DESCRIPTION | FEATURES | DIMENSIONS (in) | | | MODEL # | GRADES | | |
|---|--|---|------|------|-----------|-----------------|----------|----------|
| | | W | D | H | | 1 | 2 | |
|  Standard Back Stool 3288 Back-Tilt |  <p>ADJUSTMENTS (2) Pneumatic seat height (3) Seat angle (4) Back angle (6) Back/lumbar height</p> | Overall | 26 | 23.5 | 48 | 3288-MLD | \$904.00 | \$946.00 |
| | | Seat | 20.5 | 17.5 | 23-33 | | | |
| | | Back | 19 | | 17.5-21.5 | | | |
| | | Unit weight: 47 LB 21.4 KG | | | | | | |
| | | Carton weight: 51 LB 23.13 KG | | | | | | |
| | | Carton volume: 9.25 FT ³ 0.26 MT ³ (KD) | | | | | | |



GRAPHIC™



model 2738MB



model 2739

STANDARD FEATURES


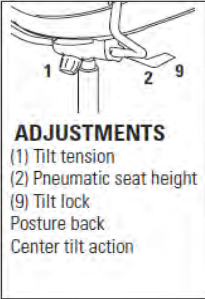

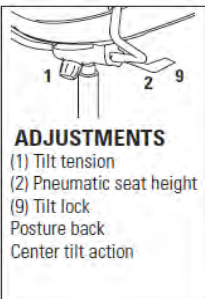
- Back Tilt with two position lock and deep fixed seat
- Standard height back with deeply padded upholstery or mesh
- Upholstered backs have protective plastic back shroud
- Standard height adjustable seat
- Height adjustable T-arms (G4)
- Five prong black injection moulded nylon base
- Dual wheel carpet casters (C1)
- Ships knock-down for on-site assembly (KD)
- 300 lbs active weight capacity
- Meets or exceeds SA required CGSB & BIFMA requirements

OPTIONAL FEATURES


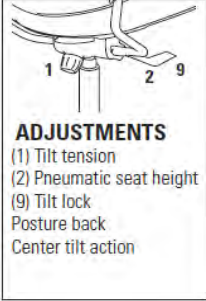
- Low rise seat, no charge (3G)
- Memory foam, add \$64 (MF)
- Fixed height T-arm, no charge (1V)
- Height, width & swivel adjustable T-arm, no charge (G5-WA)
- Fixed height black C-arm, no charge (C)
- Fixed height aluminum C-arm, add \$93 (CA)
- Steel base w/ Tungsten finish, add \$80 (TUN)
- Polished aluminum spider base, add \$110 (ALU)
- Hard floor casters, add \$17 (C9R)
- Fully assembled in carton, add \$19 (SU)


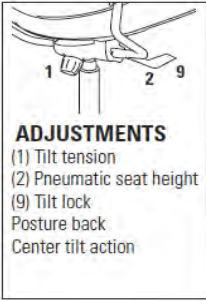


* Prices are manufacture list and not discounted. Please contact Global directly or an authorized distributor for pricing.

| DESCRIPTION | FEATURES | DIMENSIONS (in) | | | MODEL # | GRADES | | |
|--|---|-----------------|----|----|-----------|--|---------------------------------|----------|
| | | W | D | H | | 1 | 2 | |
|  Standard Back 2738MB Back-Tilt |  ADJUSTMENTS (1) Tilt tension (2) Pneumatic seat height (9) Tilt lock Posture back Center tilt action | Overall | 25 | 24 | 36 | 2738MB | \$652.00 | \$680.00 |
| | | Seat | 20 | 19 | 16.5-20.5 | | • Mesh back and upholstery seat | |
| | | Back | 19 | | 19 | Unit weight: 39 LB 17.7 KG Carton weight: 45 LB 20.41 KG Carton volume: 10.75 FT ³ 0.3 MT ³ (KD) | | |
|  Standard Back 2739 Back Tilt |  ADJUSTMENTS (1) Tilt tension (2) Pneumatic seat height (9) Tilt lock Posture back Center tilt action | Overall | 25 | 24 | 36 | 2739 | \$623.00 | \$658.00 |
| | | Seat | 20 | 19 | 16.5-20.5 | | • Upholstery seat and back | |
| | | Back | 19 | | 19 | Unit weight: 39 LB 17.7 KG Carton weight: 45 LB 20.41 KG Carton volume: 10.75 FT ³ 0.3 MT ³ (KD) | | |



| DESCRIPTION | FEATURES | DIMENSIONS (in) | | | MODEL # | GRADES | | |
|---|---|---|----|----|---------|---------------|---------------------------------|----------|
| | | W | D | H | | 1 | 2 | |
|  Standard Back Stool 2748MB Back-Tilt |  ADJUSTMENTS (1) Tilt tension (2) Pneumatic seat height (9) Tilt lock Posture back Center tilt action | Overall | 25 | 24 | 46 | 2748MB | \$844.00 | \$872.00 |
| | | Seat | 20 | 19 | 23-33 | | • Mesh back and upholstery seat | |
| | | Back | 19 | | 19 | | | |
| | | Unit weight: 46 LB 20.9 KG | | | | | | |
| | | Carton weight: 51 LB 23.13 KG | | | | | | |
| | | Carton volume: 10.75 FT³ 0.3 MT³ (KD) | | | | | | |

| DESCRIPTION | FEATURES | DIMENSIONS (in) | | | MODEL # | GRADES | | |
|--|---|---|----|----|---------|-------------|----------------------------|----------|
| | | W | D | H | | 1 | 2 | |
|  Standard Back Stool 2749 Non-Tilt |  ADJUSTMENTS (1) Tilt tension (2) Pneumatic seat height (9) Tilt lock Posture back Center tilt action | Overall | 25 | 24 | 46 | 2749 | \$817.00 | \$852.00 |
| | | Seat | 20 | 19 | 23-33 | | • Upholstery seat and back | |
| | | Back | 19 | | 19 | | | |
| | | Unit weight: 36 LB 16.4 KG | | | | | | |
| | | Carton weight: 40 LB 18.14 KG | | | | | | |
| | | Carton volume: 9.25 FT³ 0.26 MT³ (KD) | | | | | | |



IBEX™



model CAMVL2801F



Model CAMVL2821

STANDARD FEATURES


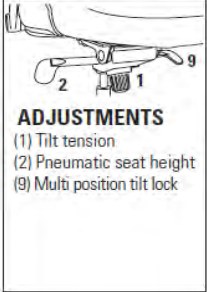

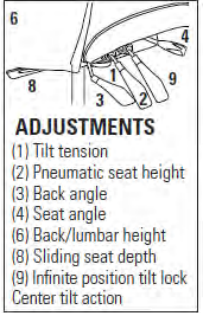
- Full family available in Unison, Synchro, and Back Tilt models
- Fully upholstered & all-mesh seat and back models available
- Deep fixed seats
- Standard height adjustable seat
- Standard back heights
- Height adjustable lumbar
- Height adjustable T-arms (BK)
- Five prong black injection moulded nylon base
- Dual wheel carpet casters (C1)
- Ships knock-down for on-site assembly (KD)
- 300 lbs active weight capacity
- Meets or exceeds SA required CGSB & BIFMA requirements

OPTIONAL FEATURES


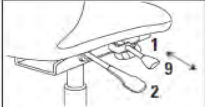

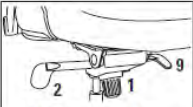

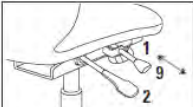

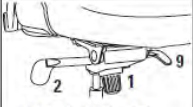
- Low rise seat, no upcharge (4L)
- Deep fixed seat extended depth adjustment on Multi-Tilters, add \$27 (MD)
- Fixed height gas cylinder, no upcharge (4F)
- Fixed height T-arm, no upcharge (1V)
- Height and width adjustable T-arm, add \$130 (G4-WA)
- Height, width & swivel adjustable T-arm, add \$130 (G5-WA)
- Polished aluminum spider base, add \$110 (ALU)
- Hard floor casters, add \$17 (C9R)
- Fixed glides available for MVL2806, MVL2816, MVL2826, no upcharge (C7)
- Fully assembled in carton, add \$19 (SU)




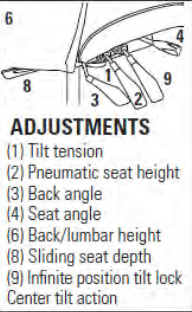
* Prices are manufacture list and not discounted. Please contact Global directly or an authorized distributor for pricing.


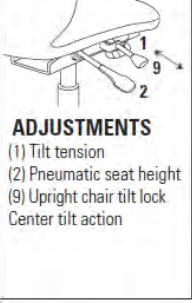
| DESCRIPTION | FEATURES | DIMENSIONS (in) | | | MODEL # | GRADES | | |
|--|---|---|------|------|-----------|---------------------------------|----------|----------|
| | | W | D | H | | 1 | 2 | |
|  Standard Back CAMVL2801F Synchro Tilter |  ADJUSTMENTS (1) Tilt tension (2) Pneumatic seat height (9) Multi position tilt lock | Overall | 26 | 26.5 | 39.5 | CAMVL2801F | \$568.00 | \$596.00 |
| | | Seat | 20 | 18.5 | 16.5-21.5 | • Mesh back and upholstery seat | | |
| | | Back | 19.5 | | 20.5 | | | |
| | | Unit weight: 42 LB 19.1 KG | | | | | | |
| | | Carton weight: 51 LB 23.13 KG | | | | | | |
| | | Carton volume: 10.5 FT³ 0.29 MT³ (KD) | | | | | | |
|  Standard Back CAMVL2803F Independent Back Multi-Tilter |  ADJUSTMENTS (1) Tilt tension (2) Pneumatic seat height (3) Back angle (4) Seat angle (6) Back/lumbar height (8) Sliding seat depth (9) Infinite position tilt lock Center tilt action | Overall | 26 | 27 | 39.5 | CAMVL2803F | \$618.00 | \$646.00 |
| | | Seat | 20 | 18.5 | 17.5-22.5 | • Mesh back and upholstery seat | | |
| | | Back | 19.5 | | 20.5 | | | |
| | | Unit weight: 47 LB 21.4 KG | | | | | | |
| | | Carton weight: 56 LB 25.4 KG | | | | | | |
| | | Carton volume: 10.5 FT³ 0.29 MT³ (KD) | | | | | | |



| DESCRIPTION | FEATURES | DIMENSIONS (in) | MODEL # | GRADES | | | | | | | | | | | | | | | | | |
|---|--|---|-----------|--------|---|---|----------------|----|------|------|-------------|----|------|-----------|-------------|------|--|------|-------------------|----------|----------|
| | | | | 1 | 2 | | | | | | | | | | | | | | | | |
|  Standard Back CAMVL2804F Unison Tilter |  ADJUSTMENTS (1) Tilt tension (2) Pneumatic seat height (9) Upright chair tilt lock Center tilt action | <table border="1"> <thead> <tr> <th></th> <th>W</th> <th>D</th> <th>H</th> </tr> </thead> <tbody> <tr> <td>Overall</td> <td>26</td> <td>27</td> <td>38.5</td> </tr> <tr> <td>Seat</td> <td>20</td> <td>18.5</td> <td>16-21</td> </tr> <tr> <td>Back</td> <td>19.5</td> <td></td> <td>20.5</td> </tr> </tbody> </table> <p>Unit weight: 40 LB 18.2 KG Carton weight: 49 LB 22.23 KG Carton volume: 10.5 FT³ 0.29 MT³ (KD)</p> | | W | D | H | Overall | 26 | 27 | 38.5 | Seat | 20 | 18.5 | 16-21 | Back | 19.5 | | 20.5 | CAMVL2804F | \$545.00 | \$573.00 |
| | | | | W | D | H | | | | | | | | | | | | | | | |
| Overall | 26 | 27 | 38.5 | | | | | | | | | | | | | | | | | | |
| Seat | 20 | 18.5 | 16-21 | | | | | | | | | | | | | | | | | | |
| Back | 19.5 | | 20.5 | | | | | | | | | | | | | | | | | | |
| <ul style="list-style-type: none"> • Mesh back and upholstery seat | | | | | | | | | | | | | | | | | | | | | |
|  Standard Back CAMVL2811F Synchro Tilter |  ADJUSTMENTS (1) Tilt tension (2) Pneumatic seat height (9) Multi position tilt lock | <table border="1"> <thead> <tr> <th></th> <th>W</th> <th>D</th> <th>H</th> </tr> </thead> <tbody> <tr> <td>Overall</td> <td>26</td> <td>26.5</td> <td>39.5</td> </tr> <tr> <td>Seat</td> <td>20</td> <td>18.5</td> <td>16.5-21.5</td> </tr> <tr> <td>Back</td> <td>19.5</td> <td></td> <td>20.5</td> </tr> </tbody> </table> <p>Unit weight: 42 LB 19.1 KG Carton weight: 51 LB 23.13 KG Carton volume: 10.5 FT³ 0.29 MT³ (KD)</p> | | W | D | H | Overall | 26 | 26.5 | 39.5 | Seat | 20 | 18.5 | 16.5-21.5 | Back | 19.5 | | 20.5 | CAMVL2811F | \$692.00 | \$741.00 |
| | | | | W | D | H | | | | | | | | | | | | | | | |
| Overall | 26 | 26.5 | 39.5 | | | | | | | | | | | | | | | | | | |
| Seat | 20 | 18.5 | 16.5-21.5 | | | | | | | | | | | | | | | | | | |
| Back | 19.5 | | 20.5 | | | | | | | | | | | | | | | | | | |
| <ul style="list-style-type: none"> • Upholstery seat and back | | | | | | | | | | | | | | | | | | | | | |
|  Standard Back CAMVL2814F Unison Tilter |  ADJUSTMENTS (1) Tilt tension (2) Pneumatic seat height (9) Upright chair tilt lock Center tilt action | <table border="1"> <thead> <tr> <th></th> <th>W</th> <th>D</th> <th>H</th> </tr> </thead> <tbody> <tr> <td>Overall</td> <td>26</td> <td>26.5</td> <td>38.5</td> </tr> <tr> <td>Seat</td> <td>20</td> <td>18.5</td> <td>16.5-21.5</td> </tr> <tr> <td>Back</td> <td>19.5</td> <td></td> <td>20.5</td> </tr> </tbody> </table> <p>Unit weight: 40 LB 18.2 KG Carton weight: 49 LB 22.23 KG Carton volume: 10.5 FT³ 0.29 MT³ (KD)</p> | | W | D | H | Overall | 26 | 26.5 | 38.5 | Seat | 20 | 18.5 | 16.5-21.5 | Back | 19.5 | | 20.5 | CAMVL2814F | \$617.00 | \$666.00 |
| | | | | W | D | H | | | | | | | | | | | | | | | |
| Overall | 26 | 26.5 | 38.5 | | | | | | | | | | | | | | | | | | |
| Seat | 20 | 18.5 | 16.5-21.5 | | | | | | | | | | | | | | | | | | |
| Back | 19.5 | | 20.5 | | | | | | | | | | | | | | | | | | |
| <ul style="list-style-type: none"> • Upholstery seat and back | | | | | | | | | | | | | | | | | | | | | |
|  Standard Back CAMVL2821 Synchro Tilter |  ADJUSTMENTS (1) Tilt tension (2) Pneumatic seat height (9) Multi position tilt lock | <table border="1"> <thead> <tr> <th></th> <th>W</th> <th>D</th> <th>H</th> </tr> </thead> <tbody> <tr> <td>Overall</td> <td>26</td> <td>26.5</td> <td>39.5</td> </tr> <tr> <td>Seat</td> <td>20</td> <td>18.5</td> <td>16.5-21.5</td> </tr> <tr> <td>Back</td> <td>19.5</td> <td></td> <td>20</td> </tr> </tbody> </table> <p>Unit weight: 42 LB 19.1 KG Carton weight: 51 LB 23.13 KG Carton volume: 10.5 FT³ 0.29 MT³ (KD)</p> | | W | D | H | Overall | 26 | 26.5 | 39.5 | Seat | 20 | 18.5 | 16.5-21.5 | Back | 19.5 | | 20 | CAMVL2821 | \$640.00 | -- |
| | | | | W | D | H | | | | | | | | | | | | | | | |
| Overall | 26 | 26.5 | 39.5 | | | | | | | | | | | | | | | | | | |
| Seat | 20 | 18.5 | 16.5-21.5 | | | | | | | | | | | | | | | | | | |
| Back | 19.5 | | 20 | | | | | | | | | | | | | | | | | | |
| <ul style="list-style-type: none"> • Mesh seat and back | | | | | | | | | | | | | | | | | | | | | |



| DESCRIPTION | FEATURES | DIMENSIONS (in) | MODEL # | GRADES | | | | | | | | | | | | | | | | | |
|--|---|--|-----------|--------|---|---|----------------|----|------|------|-------------|----|------|-----------|-------------|------|--|------|-----------|----------|----|
| | | | | 1 | 2 | | | | | | | | | | | | | | | | |
|  <p>Standard Back CAMVL2823 Independent Back Multi-Tilter</p> |  <p>ADJUSTMENTS (1) Tilt tension (2) Pneumatic seat height (3) Back angle (4) Seat angle (6) Back/lumbar height (8) Sliding seat depth (9) Infinite position tilt lock Center tilt action</p> | <table border="1"> <thead> <tr> <th></th> <th>W</th> <th>D</th> <th>H</th> </tr> </thead> <tbody> <tr> <td>Overall</td> <td>26</td> <td>26.5</td> <td>38.5</td> </tr> <tr> <td>Seat</td> <td>20</td> <td>18.5</td> <td>16.5-21.5</td> </tr> <tr> <td>Back</td> <td>19.5</td> <td></td> <td>20.5</td> </tr> </tbody> </table> <p>Unit weight: 47 LB 21.4 KG Carton weight: 56 LB 25.4 KG Carton volume: 10.5 FT³ 0.29 MT³ (KD)</p> | | W | D | H | Overall | 26 | 26.5 | 38.5 | Seat | 20 | 18.5 | 16.5-21.5 | Back | 19.5 | | 20.5 | CAMVL2823 | \$690.00 | -- |
| | | | | W | D | H | | | | | | | | | | | | | | | |
| Overall | 26 | 26.5 | 38.5 | | | | | | | | | | | | | | | | | | |
| Seat | 20 | 18.5 | 16.5-21.5 | | | | | | | | | | | | | | | | | | |
| Back | 19.5 | | 20.5 | | | | | | | | | | | | | | | | | | |
| <ul style="list-style-type: none"> • Mesh seat and back | | | | | | | | | | | | | | | | | | | | | |

|  <p>Standard Back CAMVL2824 Unison Tilter</p> |  <p>ADJUSTMENTS (1) Tilt tension (2) Pneumatic seat height (9) Upright chair tilt lock Center tilt action</p> | <table border="1"> <thead> <tr> <th></th> <th>W</th> <th>D</th> <th>H</th> </tr> </thead> <tbody> <tr> <td>Overall</td> <td>26</td> <td>26.5</td> <td>38.5</td> </tr> <tr> <td>Seat</td> <td>20</td> <td>18.5</td> <td>16.5-21.5</td> </tr> <tr> <td>Back</td> <td>19.5</td> <td></td> <td>20.5</td> </tr> </tbody> </table> <p>Unit weight: 40 LB 18.2 KG Carton weight: 49 LB 22.23 KG Carton volume: 10.5 FT³ 0.29 MT³ (KD)</p> | | W | D | H | Overall | 26 | 26.5 | 38.5 | Seat | 20 | 18.5 | 16.5-21.5 | Back | 19.5 | | 20.5 | CAMVL2824 | \$616.00 | -- |
|--|---|---|-----------|---|---|---|----------------|----|------|------|-------------|----|------|-----------|-------------|------|--|------|-----------|----------|----|
| | | | | W | D | H | | | | | | | | | | | | | | | |
| Overall | 26 | 26.5 | 38.5 | | | | | | | | | | | | | | | | | | |
| Seat | 20 | 18.5 | 16.5-21.5 | | | | | | | | | | | | | | | | | | |
| Back | 19.5 | | 20.5 | | | | | | | | | | | | | | | | | | |
| <ul style="list-style-type: none"> • Mesh seat and back | | | | | | | | | | | | | | | | | | | | | |



LOOVER™



model 2660-8

STANDARD FEATURES

- Fully ergonomic offering of Unison, Synchro, and Back Tilt models
- Synchro tilter (-8) feature an advanced weight sensing mechanism
- Two deep seat sizes with extended adjustment range (-0, -3, -8)
- One high and two standard back heights
- Ratchet height adjustable back and lumbar.
- Standard height adjustable seat
- Height, width, & swivel adjustable T-arms (G5)
- Five prong black injection moulded nylon base
- Dual wheel carpet casters (C1)
- Ships knock-down for on-site assembly (KD)
- 300 lbs active weight capacity
- Meets or exceeds SA required CGSB & BIFMA requirements

OPTIONAL FEATURES

- Low rise seat, no upcharge (3G)
- Fixed height gas cylinder, no upcharge (4F)
- Memory foam seat, add \$64 (MF)
- Fixed height T-arm, no upcharge (1V)
- Height and width adjustable T-arm, no upcharge (G4-WA)
- Fixed height black C-arm, no upcharge (C)
- Fixed polished aluminum C-arm, add \$93 (CA)
- Polished aluminum spider base, add \$110 (ALU)
- Hard floor casters, add \$17 (C9R)
- Fixed glides available on 2662-6 & 2662P-6, no upcharge (C7)
- Fully assembled in carton, add \$19 (SU)


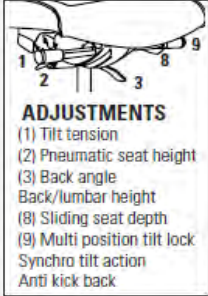

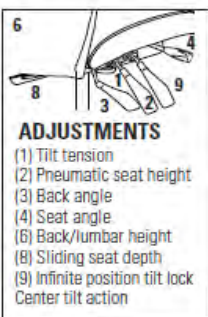


Model 2662-3


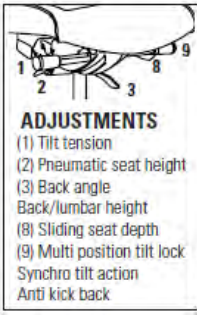

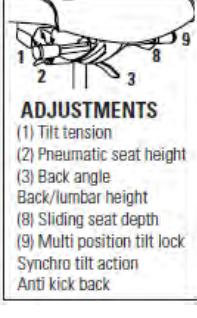

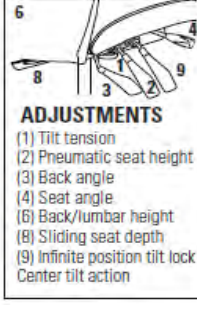

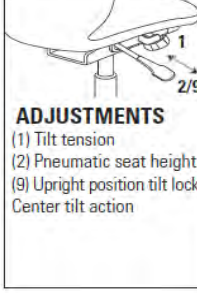
STANDARD MESH COLOURS

Sandy Beach (VU10), Desert Sand (VU11), Orange Sunset (VU12), Chocolate Fountain (VU13), Arctic Blue (VU14), Quarry Grey (VU15), Tidal Wave (VU16), Ivy Moss (VU17), Red Rose (VU18), Coal Black (VU19), White (VU20), Lime (VU21), Chartreuse (VU23), Pool Blue (VU26), Sky (VU28), Primary Blue (VU32), Tangerine (VU34), Paprika (VU37), Grain (VU40), Yellow (VU43), Silver Grey (VU55), Silver (VU63), Hot Pink (VU65) and Red Mittens (VU70).


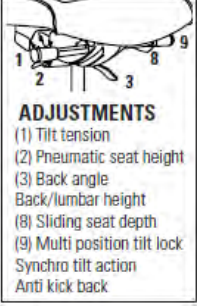

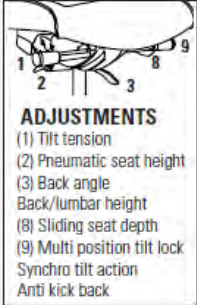

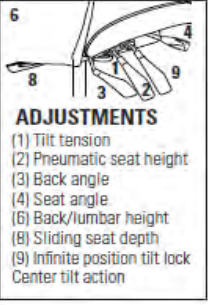

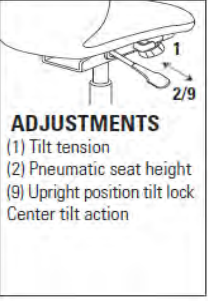
* Prices are manufacture list and not discounted. Please contact Global directly or an authorized distributor for pricing.

| DESCRIPTION | FEATURES | DIMENSIONS (in) | | | MODEL # | GRADES | | |
|--|---|-----------------|------|-------|--|---------|----------|----------|
| | | W | D | H | | 1 | 2 | |
|  <p>High back 2660-0 Synchro Tilter</p> |  <p>ADJUSTMENTS (1) Tilt tension (2) Pneumatic seat height (3) Back angle Back/lumbar height (8) Sliding seat depth (9) Multi position tilt lock Synchro tilt action Anti kick back</p> | Overall | 25.5 | 25 | 45.5 | 2660-0 | \$812.00 | \$840.00 |
| | | Seat | 20 | 19-22 | 16.25-20.25 | 2660P-0 | \$812.00 | \$840.00 |
| | | | | | P-Seat: 20"W x 18"-21"D x 16.25"-20.25"H | | | |
| | | | | | Unit weight: 56 LB 25.5 KG Carton weight: 68LB 30.84 KG Carton volume: 11 FT ³ 0.31 MT ³ (KD) | | | |
|  <p>High back 2660-3 Independent Back Multi-Tilter</p> |  <p>ADJUSTMENTS (1) Tilt tension (2) Pneumatic seat height (3) Back angle (4) Seat angle (6) Back/lumbar height (8) Sliding seat depth (9) Infinite position tilt lock Center tilt action</p> | Overall | 25.5 | 25 | 45.5 | 2660-3 | \$812.00 | \$840.00 |
| | | Seat | 20 | 19-22 | 16-21 | 2660P-3 | \$812.00 | \$840.00 |
| | | | | | P-Seat: 20"W x 18"-21"D x 16"-20"H | | | |
| | | | | | Unit weight: 60 LB 27.3 KG Carton weight: 68 LB 30.84 KG Carton volume: 11 FT ³ 0.31 MT ³ (KD) | | | |


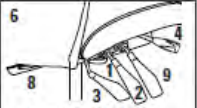

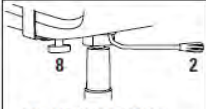


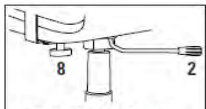


| DESCRIPTION | FEATURES | DIMENSIONS (in) | MODEL # | | GRADES | | | | | | | | | | | | | | | | |
|---|--|---|-------------|---|--------|--|----------------|------|----|------|-------------|----|-------|-------------|-------------|------|--|---------|---------------|----------|----------|
| | | | 1 | 2 | 1 | 2 | | | | | | | | | | | | | | | |
|  High back 2660-8 Synchro Tilter |  ADJUSTMENTS (1) Tilt tension (2) Pneumatic seat height (3) Back angle Back/lumbar height (8) Sliding seat depth (9) Multi position tilt lock Synchro tilt action Anti kick back | <table border="1"> <thead> <tr> <th></th> <th>W</th> <th>D</th> <th>H</th> </tr> </thead> <tbody> <tr> <td>Overall</td> <td>25.5</td> <td>25</td> <td>45.5</td> </tr> <tr> <td>Seat</td> <td>20</td> <td>19-22</td> <td>16-21</td> </tr> <tr> <td>Back</td> <td>19.5</td> <td></td> <td>26.5-29</td> </tr> </tbody> </table> <p>Unit weight: 58 LB 26.4 KG Carton weight: 66 LB 29.94 KG Carton volume: 11 FT³ 0.31 MT³ (KD)</p> | | W | D | H | Overall | 25.5 | 25 | 45.5 | Seat | 20 | 19-22 | 16-21 | Back | 19.5 | | 26.5-29 | 2660-8 | \$812.00 | \$840.00 |
| | | | | W | D | H | | | | | | | | | | | | | | | |
| Overall | 25.5 | 25 | 45.5 | | | | | | | | | | | | | | | | | | |
| Seat | 20 | 19-22 | 16-21 | | | | | | | | | | | | | | | | | | |
| Back | 19.5 | | 26.5-29 | | | | | | | | | | | | | | | | | | |
| | | | | | | P-Seat: 20"W x 18"-21"D x 16"-21"H • Weight sensing mechanism | | | | | | | | | | | | | | | |
|  Standard back 2661-0 Synchro Tilter |  ADJUSTMENTS (1) Tilt tension (2) Pneumatic seat height (3) Back angle Back/lumbar height (8) Sliding seat depth (9) Multi position tilt lock Synchro tilt action Anti kick back | <table border="1"> <thead> <tr> <th></th> <th>W</th> <th>D</th> <th>H</th> </tr> </thead> <tbody> <tr> <td>Overall</td> <td>25.5</td> <td>24</td> <td>42.5</td> </tr> <tr> <td>Seat</td> <td>20</td> <td>19-22</td> <td>16.25-20.25</td> </tr> <tr> <td>Back</td> <td>19.5</td> <td></td> <td>25-27.5</td> </tr> </tbody> </table> <p>Unit weight: 54 LB 24.5 KG Carton weight: 66 LB 29.94 KG Carton volume: 10.5 FT³ 0.29 MT³ (KD)</p> | | W | D | H | Overall | 25.5 | 24 | 42.5 | Seat | 20 | 19-22 | 16.25-20.25 | Back | 19.5 | | 25-27.5 | 2661-0 | \$790.00 | \$818.00 |
| | | | | W | D | H | | | | | | | | | | | | | | | |
| Overall | 25.5 | 24 | 42.5 | | | | | | | | | | | | | | | | | | |
| Seat | 20 | 19-22 | 16.25-20.25 | | | | | | | | | | | | | | | | | | |
| Back | 19.5 | | 25-27.5 | | | | | | | | | | | | | | | | | | |
| | | | | | | P-Seat: 20"W x 18"-20"D x 16.25"-20.25"H | | | | | | | | | | | | | | | |
|  Standard Back 2661-3 Independent Back Multi-Tilter |  ADJUSTMENTS (1) Tilt tension (2) Pneumatic seat height (3) Back angle (4) Seat angle (6) Back/lumbar height (8) Sliding seat depth (9) Infinite position tilt lock Center tilt action | <table border="1"> <thead> <tr> <th></th> <th>W</th> <th>D</th> <th>H</th> </tr> </thead> <tbody> <tr> <td>Overall</td> <td>25.5</td> <td>25</td> <td>42.5</td> </tr> <tr> <td>Seat</td> <td>20</td> <td>19-22</td> <td>16-20</td> </tr> <tr> <td>Back</td> <td>19.5</td> <td></td> <td>25-27.5</td> </tr> </tbody> </table> <p>Unit weight: 56 LB 25.5 KG Carton weight: 68 LB 30.84 KG Carton volume: 10.5 FT³ 0.29 MT³ (KD)</p> | | W | D | H | Overall | 25.5 | 25 | 42.5 | Seat | 20 | 19-22 | 16-20 | Back | 19.5 | | 25-27.5 | 2661-3 | \$790.00 | \$818.00 |
| | | | | W | D | H | | | | | | | | | | | | | | | |
| Overall | 25.5 | 25 | 42.5 | | | | | | | | | | | | | | | | | | |
| Seat | 20 | 19-22 | 16-20 | | | | | | | | | | | | | | | | | | |
| Back | 19.5 | | 25-27.5 | | | | | | | | | | | | | | | | | | |
| | | | | | | P-Seat: 20"W x 18"-21"D x 16"-20"H | | | | | | | | | | | | | | | |
|  Standard Back 2661-4 Unison Tilter |  ADJUSTMENTS (1) Tilt tension (2) Pneumatic seat height (9) Upright position tilt lock Center tilt action | <table border="1"> <thead> <tr> <th></th> <th>W</th> <th>D</th> <th>H</th> </tr> </thead> <tbody> <tr> <td>Overall</td> <td>25.5</td> <td>25</td> <td>42.5</td> </tr> <tr> <td>Seat</td> <td>20</td> <td>19</td> <td>16-21</td> </tr> <tr> <td>Back</td> <td>19.5</td> <td></td> <td>25-27.5</td> </tr> </tbody> </table> <p>Unit weight: 50 LB 22.7 KG Carton weight: 62 LB 28.12 KG Carton volume: 10.5 FT³ 0.29 MT³ (KD)</p> | | W | D | H | Overall | 25.5 | 25 | 42.5 | Seat | 20 | 19 | 16-21 | Back | 19.5 | | 25-27.5 | 2661-4 | \$715.00 | \$743.00 |
| | | | | W | D | H | | | | | | | | | | | | | | | |
| Overall | 25.5 | 25 | 42.5 | | | | | | | | | | | | | | | | | | |
| Seat | 20 | 19 | 16-21 | | | | | | | | | | | | | | | | | | |
| Back | 19.5 | | 25-27.5 | | | | | | | | | | | | | | | | | | |
| | | | | | | P-Seat: 20"W x 18"D x 16"-21"H | | | | | | | | | | | | | | | |



| DESCRIPTION | FEATURES | DIMENSIONS (in) | MODEL # | | GRADES | | | | | | | | | | | | | | | | |
|--|--|---|-------------|---|--|----------|----------------|------|----|------|-------------|-------|-------|-------------|-------------|------|--|---------|--------|----------|----------|
| | | | 1 | 2 | 1 | 2 | | | | | | | | | | | | | | | |
|  Standard Back 2661-8 Synchro Tilter |  ADJUSTMENTS (1) Tilt tension (2) Pneumatic seat height (3) Back angle Back/lumbar height (8) Sliding seat depth (9) Multi position tilt lock Synchro tilt action Anti kick back | <table border="1"> <thead> <tr> <th></th> <th>W</th> <th>D</th> <th>H</th> </tr> </thead> <tbody> <tr> <td>Overall</td> <td>25.5</td> <td>24</td> <td>42.5</td> </tr> <tr> <td>Seat</td> <td>19.75</td> <td>19-22</td> <td>16-21</td> </tr> <tr> <td>Back</td> <td>19.5</td> <td></td> <td>25-27.5</td> </tr> </tbody> </table> <p>Unit weight: 54 LB 24.5 KG Carton weight: 66 LB 29.94 KG Carton volume: 10.5 FT³ 0.29 MT³ (KD)</p> | | W | D | H | Overall | 25.5 | 24 | 42.5 | Seat | 19.75 | 19-22 | 16-21 | Back | 19.5 | | 25-27.5 | 2661-8 | \$790.00 | \$818.00 |
| | | | | W | D | H | | | | | | | | | | | | | | | |
| Overall | 25.5 | 24 | 42.5 | | | | | | | | | | | | | | | | | | |
| Seat | 19.75 | 19-22 | 16-21 | | | | | | | | | | | | | | | | | | |
| Back | 19.5 | | 25-27.5 | | | | | | | | | | | | | | | | | | |
| | | | | | \$790.00 | \$818.00 | | | | | | | | | | | | | | | |
| | | | | | P-Seat: 20"W x 18"-21"D x 16"-21"H | | | | | | | | | | | | | | | | |
| | | | | | • Weight sensing mechanism | | | | | | | | | | | | | | | | |
|  Standard Back 2662-0 Synchro Tilter |  ADJUSTMENTS (1) Tilt tension (2) Pneumatic seat height (3) Back angle Back/lumbar height (8) Sliding seat depth (9) Multi position tilt lock Synchro tilt action Anti kick back | <table border="1"> <thead> <tr> <th></th> <th>W</th> <th>D</th> <th>H</th> </tr> </thead> <tbody> <tr> <td>Overall</td> <td>25.5</td> <td>24</td> <td>39.5</td> </tr> <tr> <td>Seat</td> <td>20</td> <td>19-22</td> <td>16.25-20.25</td> </tr> <tr> <td>Back</td> <td>19.5</td> <td></td> <td>22-24.5</td> </tr> </tbody> </table> <p>Unit weight: 52 LB 23.6 KG Carton weight: 64 LB 29.03 KG Carton volume: 10.5 FT³ 0.29 MT³ (KD)</p> | | W | D | H | Overall | 25.5 | 24 | 39.5 | Seat | 20 | 19-22 | 16.25-20.25 | Back | 19.5 | | 22-24.5 | 2662-0 | \$769.00 | \$797.00 |
| | | | | W | D | H | | | | | | | | | | | | | | | |
| Overall | 25.5 | 24 | 39.5 | | | | | | | | | | | | | | | | | | |
| Seat | 20 | 19-22 | 16.25-20.25 | | | | | | | | | | | | | | | | | | |
| Back | 19.5 | | 22-24.5 | | | | | | | | | | | | | | | | | | |
| | | | | | \$769.00 | \$797.00 | | | | | | | | | | | | | | | |
| | | | | | P-Seat: 20"W x 18"-21"D x 16.25"-20.25"H | | | | | | | | | | | | | | | | |
|  Standard Back 2662-3 Independent Back Multi-Tilter |  ADJUSTMENTS (1) Tilt tension (2) Pneumatic seat height (3) Back angle (4) Seat angle (6) Back/lumbar height (8) Sliding seat depth (9) Infinite position tilt lock Center tilt action | <table border="1"> <thead> <tr> <th></th> <th>W</th> <th>D</th> <th>H</th> </tr> </thead> <tbody> <tr> <td>Overall</td> <td>25.5</td> <td>25</td> <td>39.5</td> </tr> <tr> <td>Seat</td> <td>20</td> <td>19-22</td> <td>16-20</td> </tr> <tr> <td>Back</td> <td>19.5</td> <td></td> <td>22-24.5</td> </tr> </tbody> </table> <p>Unit weight: 54 LB 24.5 KG Carton weight: 66 LB 29.94 KG Carton volume: 10.5 FT³ 0.29 MT³ (KD)</p> | | W | D | H | Overall | 25.5 | 25 | 39.5 | Seat | 20 | 19-22 | 16-20 | Back | 19.5 | | 22-24.5 | 2662-3 | \$769.00 | \$797.00 |
| | | | | W | D | H | | | | | | | | | | | | | | | |
| Overall | 25.5 | 25 | 39.5 | | | | | | | | | | | | | | | | | | |
| Seat | 20 | 19-22 | 16-20 | | | | | | | | | | | | | | | | | | |
| Back | 19.5 | | 22-24.5 | | | | | | | | | | | | | | | | | | |
| | | | | | \$769.00 | \$797.00 | | | | | | | | | | | | | | | |
| | | | | | P-Seat: 20"W x 18"-21"D x 16"-20"H | | | | | | | | | | | | | | | | |
|  Standard Back 2662-4 Unison Tilter |  ADJUSTMENTS (1) Tilt tension (2) Pneumatic seat height (9) Upright position tilt lock Center tilt action | <table border="1"> <thead> <tr> <th></th> <th>W</th> <th>D</th> <th>H</th> </tr> </thead> <tbody> <tr> <td>Overall</td> <td>25.5</td> <td>25</td> <td>39.5</td> </tr> <tr> <td>Seat</td> <td>20</td> <td>19</td> <td>16-21</td> </tr> <tr> <td>Back</td> <td>19.5</td> <td></td> <td>22-24.5</td> </tr> </tbody> </table> <p>Unit weight: 48 LB 21.8 KG Carton weight: 60 LB 27.22 KG Carton volume: 10.5 FT³ 0.29 MT³ (KD)</p> | | W | D | H | Overall | 25.5 | 25 | 39.5 | Seat | 20 | 19 | 16-21 | Back | 19.5 | | 22-24.5 | 2662-4 | \$692.00 | \$720.00 |
| | | | | W | D | H | | | | | | | | | | | | | | | |
| Overall | 25.5 | 25 | 39.5 | | | | | | | | | | | | | | | | | | |
| Seat | 20 | 19 | 16-21 | | | | | | | | | | | | | | | | | | |
| Back | 19.5 | | 22-24.5 | | | | | | | | | | | | | | | | | | |
| | | | | | \$692.00 | \$720.00 | | | | | | | | | | | | | | | |
| | | | | | P-Seat: 20"W x 18"D x 16"-21"H | | | | | | | | | | | | | | | | |



| DESCRIPTION | FEATURES | DIMENSIONS (in) | MODEL # | | GRADES | | | | | | | | | | | | | | | | |
|---|---|---|------------------------------------|---|---|---|----------------|------|----|------|-------------|----|-------|-----------|-------------|------|--|---------|-----------|----------|----------|
| | | | 1 | 2 | 1 | 2 | | | | | | | | | | | | | | | |
|  Standard Back 2662-8 Synchro Tilter |  ADJUSTMENTS (1) Tilt tension (2) Pneumatic seat height (3) Back angle (4) Seat angle (6) Back/lumbar height (8) Sliding seat depth (9) Infinite position tilt lock Center tilt action | <table border="1"> <thead> <tr> <th></th> <th>W</th> <th>D</th> <th>H</th> </tr> </thead> <tbody> <tr> <td>Overall</td> <td>25.5</td> <td>24</td> <td>39.5</td> </tr> <tr> <td>Seat</td> <td>20</td> <td>19-22</td> <td>16-21</td> </tr> <tr> <td>Back</td> <td>19.5</td> <td></td> <td>22-24.5</td> </tr> </tbody> </table> <p>Unit weight: 52 LB 23.6 KG Carton weight: 64 LB 29.03 KG Carton volume: 10.5 FT³ 0.29 MT³ (KD)</p> | | W | D | H | Overall | 25.5 | 24 | 39.5 | Seat | 20 | 19-22 | 16-21 | Back | 19.5 | | 22-24.5 | 2662-8 | \$769.00 | \$797.00 |
| | | | | W | D | H | | | | | | | | | | | | | | | |
| Overall | 25.5 | 24 | 39.5 | | | | | | | | | | | | | | | | | | |
| Seat | 20 | 19-22 | 16-21 | | | | | | | | | | | | | | | | | | |
| Back | 19.5 | | 22-24.5 | | | | | | | | | | | | | | | | | | |
| | | | P-Seat: 20"W x 18"-21"D x 16"-21"H | | <ul style="list-style-type: none"> • Weight sensing mechanism | | | | | | | | | | | | | | | | |
|  Standard Back 2662-6 Non-Tilt |  ADJUSTMENTS (2) Pneumatic seat height (8) Manual seat depth Back/lumbar height | <table border="1"> <thead> <tr> <th></th> <th>W</th> <th>D</th> <th>H</th> </tr> </thead> <tbody> <tr> <td>Overall</td> <td>25.5</td> <td>25</td> <td>39.5</td> </tr> <tr> <td>Seat</td> <td>20</td> <td>19</td> <td>16.5-21.5</td> </tr> <tr> <td>Back</td> <td>19.5</td> <td></td> <td>21</td> </tr> </tbody> </table> <p>Unit weight: 36 LB 16.4 KG Carton weight: 45 LB 20.41 KG Carton volume: 10.5 FT³ 0.29 MT³ (KD)</p> | | W | D | H | Overall | 25.5 | 25 | 39.5 | Seat | 20 | 19 | 16.5-21.5 | Back | 19.5 | | 21 | 2662-6 | \$690.00 | \$718.00 |
| | | | | W | D | H | | | | | | | | | | | | | | | |
| Overall | 25.5 | 25 | 39.5 | | | | | | | | | | | | | | | | | | |
| Seat | 20 | 19 | 16.5-21.5 | | | | | | | | | | | | | | | | | | |
| Back | 19.5 | | 21 | | | | | | | | | | | | | | | | | | |
| | | | P-Seat: 20"W x 18"D x 16.5"-21.5"H | | <ul style="list-style-type: none"> • May be applied to Side Chair category with 4F cylinder & Casters or C7 Glides | | | | | | | | | | | | | | | | |
|  Standard Back 2665-6 Non-Tilt | <ul style="list-style-type: none"> • Fixed height only. • Side Chair category only. May be used with Casters or C7 Glides | <table border="1"> <thead> <tr> <th></th> <th>W</th> <th>D</th> <th>H</th> </tr> </thead> <tbody> <tr> <td>Overall</td> <td>20</td> <td>25</td> <td>39.5</td> </tr> <tr> <td>Seat</td> <td>20</td> <td>19</td> <td>16.5</td> </tr> <tr> <td>Back</td> <td>19.5</td> <td></td> <td>21</td> </tr> </tbody> </table> <p>Unit weight: 36 LB 16.4 KG Carton weight: 45 LB 20.41 KG Carton volume: 10.5 FT³ 0.29 MT³ (KD)</p> | | W | D | H | Overall | 20 | 25 | 39.5 | Seat | 20 | 19 | 16.5 | Back | 19.5 | | 21 | 2665-6-4F | \$578.00 | \$606.00 |
| | | | | W | D | H | | | | | | | | | | | | | | | |
| Overall | 20 | 25 | 39.5 | | | | | | | | | | | | | | | | | | |
| Seat | 20 | 19 | 16.5 | | | | | | | | | | | | | | | | | | |
| Back | 19.5 | | 21 | | | | | | | | | | | | | | | | | | |
| | | | P-Seat: 20"W x 18"D x 16.5"H | | 2665-6-4F \$578.00 \$606.00 | | | | | | | | | | | | | | | | |
|  Standard Back Stool 2663-6 Non-Tilt |  ADJUSTMENTS (2) Pneumatic seat height (8) Manual seat depth Back/lumbar height 20" diameter footrest | <table border="1"> <thead> <tr> <th></th> <th>W</th> <th>D</th> <th>H</th> </tr> </thead> <tbody> <tr> <td>Overall</td> <td>25.5</td> <td>25</td> <td>50</td> </tr> <tr> <td>Seat</td> <td>20</td> <td>19</td> <td>23-33</td> </tr> <tr> <td>Back</td> <td>19.5</td> <td></td> <td>21</td> </tr> </tbody> </table> <p>Unit weight: 41 LB 18.6 KG Carton weight: 50 LB 22.68 KG Carton volume: 10.5 FT³ 0.29 MT³ (KD)</p> | | W | D | H | Overall | 25.5 | 25 | 50 | Seat | 20 | 19 | 23-33 | Back | 19.5 | | 21 | 2663-6 | \$910.00 | \$938.00 |
| | | | | W | D | H | | | | | | | | | | | | | | | |
| Overall | 25.5 | 25 | 50 | | | | | | | | | | | | | | | | | | |
| Seat | 20 | 19 | 23-33 | | | | | | | | | | | | | | | | | | |
| Back | 19.5 | | 21 | | | | | | | | | | | | | | | | | | |
| | | | P-Seat: 20"W x 18"D x 23"-33"H | | 2663P-6 \$910.00 \$938.00 | | | | | | | | | | | | | | | | |



M-TASK™



model CAMVL2911F



model CAMVL2914F

STANDARD FEATURES


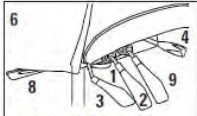

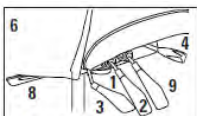
- Choice of synchro tilter and back-tilt multi-tilters
- Standard fixed seat depth on all models
- Back-tilt multitilters have extended deep adjustment range
- Ratchet height adjustable standard and high back options
- Height adjustable lumbar
- High back models with adjustable headrest
- Fully upholstered seats and backs
- Standard height adjustable seat
- Height adjustable T-arms (3S)
- Five prong black injection moulded nylon base
- Dual wheel carpet casters (C1)
- Ships knock-down for on-site assembly (KD)
- 300 lbs active weight capacity
- Meets or exceeds SA required CGSB & BIFMA requirements

OPTIONAL FEATURES

- Low rise seat, no charge (4L)
- Fixed height T-arm, no charge (1V)
- Height & width adjustable T-arm, no upcharge (G4-WA)
- Height, width & swivel adjustable T-arm, no upcharge (G5-WA)
- Polished aluminum spider base, add \$110 (ALU)
- Hard floor casters, add \$17 (C9R)
- Fully assembled in carton, add \$19 (SU)



* Prices are manufacture list and not discounted. Please contact Global directly or an authorized distributor for pricing.

| DESCRIPTION | FEATURES | DIMENSIONS (in) | MODEL # | GRADES | | | | | | | | | | | | | | | | | |
|--|---|--|----------|--------|---|---|----------------|----|----|----|-------------|------|-------|-------|-------------|----|--|----------|------------|----------|----------|
| | | | | 1 | 2 | | | | | | | | | | | | | | | | |
|  <p>Standard Back CAMVL2913F Back Tilt</p> |  <p>ADJUSTMENTS (1) Tilt tension (2) Pneumatic seat height (3) Back angle (4) Seat angle (6) Back/lumbar height (8) Sliding seat depth (9) Infinite position tilt lock Center tilt action</p> | <table border="1"> <thead> <tr> <th></th> <th>W</th> <th>D</th> <th>H</th> </tr> </thead> <tbody> <tr> <td>Overall</td> <td>25</td> <td>24</td> <td>41</td> </tr> <tr> <td>Seat</td> <td>20.5</td> <td>18-21</td> <td>17-22</td> </tr> <tr> <td>Back</td> <td>19</td> <td></td> <td>22-24.75</td> </tr> </tbody> </table> <p>Unit weight: 50 LB 22.7 KG Carton weight: 62 LB 28.12 KG Carton volume: 10.75 FT³ 0.3 MT³ (KD)</p> | | W | D | H | Overall | 25 | 24 | 41 | Seat | 20.5 | 18-21 | 17-22 | Back | 19 | | 22-24.75 | CAMVL2913F | \$679.00 | \$728.00 |
| | | | | W | D | H | | | | | | | | | | | | | | | |
| Overall | 25 | 24 | 41 | | | | | | | | | | | | | | | | | | |
| Seat | 20.5 | 18-21 | 17-22 | | | | | | | | | | | | | | | | | | |
| Back | 19 | | 22-24.75 | | | | | | | | | | | | | | | | | | |
|  <p>High Back w/ Headrest CAMVL2914F Back Tilt</p> |  <p>ADJUSTMENTS (1) Tilt tension (2) Pneumatic seat height (3) Back angle (4) Seat angle (6) Back/lumbar height (8) Sliding seat depth (9) Infinite position tilt lock Center tilt action</p> | <table border="1"> <thead> <tr> <th></th> <th>W</th> <th>D</th> <th>H</th> </tr> </thead> <tbody> <tr> <td>Overall</td> <td>25</td> <td>24</td> <td>48</td> </tr> <tr> <td>Seat</td> <td>20.5</td> <td>18-21</td> <td>17-22</td> </tr> <tr> <td>Back</td> <td>19</td> <td></td> <td>29-31.75</td> </tr> </tbody> </table> <p>Unit weight: 51 LB 23.2 KG Carton weight: 63 LB 28.58 KG Carton volume: 11 FT³ 0.31 MT³ (KD)</p> | | W | D | H | Overall | 25 | 24 | 48 | Seat | 20.5 | 18-21 | 17-22 | Back | 19 | | 29-31.75 | CAMVL2914F | \$782.00 | \$838.00 |
| | | | | W | D | H | | | | | | | | | | | | | | | |
| Overall | 25 | 24 | 48 | | | | | | | | | | | | | | | | | | |
| Seat | 20.5 | 18-21 | 17-22 | | | | | | | | | | | | | | | | | | |
| Back | 19 | | 29-31.75 | | | | | | | | | | | | | | | | | | |



OBUSFORME® COMFORT



model 1260-3

STANDARD FEATURES

- Fully ergonomic offering of Synchro and Back Tilt models
- Adjustable seat depths supports medium and deep ranges
- Standard and high elastomeric back support system
- Height and Depth adjustable Schukra™ lumbar
- Standard height adjustable seat
- Height & width adjustable T-arms (G3)
- Five prong black injection moulded nylon base
- Dual wheel carpet casters (C65)
- Ships knock-down for on-site assembly (KD)
- 300 lbs active weight capacity
- Meets or exceeds SA required CGSB & BIFMA requirements

OPTIONAL FEATURES


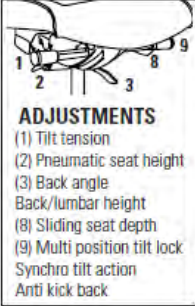

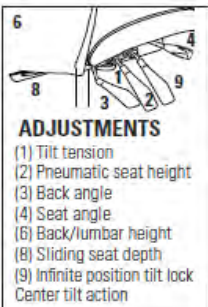
- Memory foam seat, no upcharge (MF)
- Fixed height T-arm, no upcharge (1V)
- Height and width adjustable T-arm, no upcharge (G4)
- Height, width & swivel adjustable T-arm, no upcharge (G5)
- Polished aluminum spider base, add \$110 (ALU)
- Hard floor casters, add \$17 (C65R)
- Fully assembled in carton, add \$19 (SU)




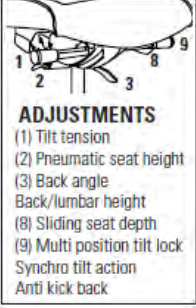

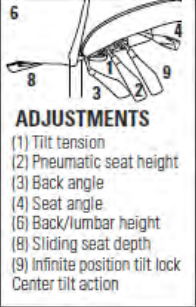
Model 1261-3

* Prices are manufacture list and not discounted. Please contact Global directly or an authorized distributor for pricing.



| DESCRIPTION | FEATURES | DIMENSIONS (in) | | | MODEL # | GRADES | | |
|--|---|---|------|-----------|----------|--|----------|------------|
| | | W | D | H | | 1 | 2 | |
|  <p>High Back 1260-0 Synchro Tilter</p> |  <p>ADJUSTMENTS (1) Tilt tension (2) Pneumatic seat height (3) Back angle Back/lumbar height (8) Sliding seat depth (9) Multi position tilt lock Synchro tilt action Anti kick back</p> | Overall | 26 | 25 | 48 | 1260-0-UC | \$970.00 | \$1,033.00 |
| | | Seat | 21 | 17.5-20.5 | 16-20 | 1260P-0-UC | \$970.00 | \$1,033.00 |
| | | Back | 19.5 | | 27-32.25 | P-Seat: 19.5"W x 16.75-19.75"D x 16-20"H | | |
| | | Unit weight: 58 LB 26.4 KG | | | | | | |
| | | Carton weight: 67 LB 30.39 KG | | | | | | |
| | | Carton volume: 11 FT ³ 0.31 MT ³ (KD) | | | | | | |
|  <p>High Back 1260-3 Independent Back Multi-Tilter</p> |  <p>ADJUSTMENTS (1) Tilt tension (2) Pneumatic seat height (3) Back angle (4) Seat angle (6) Back/lumbar height (8) Sliding seat depth (9) Infinite position tilt lock Center tilt action</p> | Overall | 26 | 25 | 48 | 1260-3-UC | \$970.00 | \$1,033.00 |
| | | Seat | 21 | 17.5-20.5 | 16-20 | 1260P-3-UC | \$970.00 | \$1,033.00 |
| | | Back | 19.5 | | 27-32.25 | P-Seat: 19.5"W x 16.75-19.75"D x 16-20"H | | |
| | | Unit weight: 60 LB 27.3 KG | | | | | | |
| | | Carton weight: 69 LB 31.3 KG | | | | | | |
| | | Carton volume: 11 FT ³ 0.31 MT ³ (KD) | | | | | | |



| DESCRIPTION | FEATURES | DIMENSIONS (in) | MODEL # | GRADES | | | | | | | | | | | | | | | | | | | | | | | | | | |
|--|---|--|----------|--------|---|---|----------------|----|----|----|-------------|----|-----------|-------|-------------|------|--|----------|---|--|---|---|------------------|----------|----------|-------------------|----------|----------|--|--|
| | | | | 1 | 2 | | | | | | | | | | | | | | | | | | | | | | | | | |
|  Standard Back 1261-0 Synchro Tilter |  ADJUSTMENTS (1) Tilt tension (2) Pneumatic seat height (3) Back angle Back/lumbar height (8) Sliding seat depth (9) Multi position tilt lock Synchro tilt action Anti kick back | <table border="1"> <thead> <tr> <th></th> <th>W</th> <th>D</th> <th>H</th> </tr> </thead> <tbody> <tr> <td>Overall</td> <td>26</td> <td>25</td> <td>44</td> </tr> <tr> <td>Seat</td> <td>21</td> <td>17.5-20.5</td> <td>16-20</td> </tr> <tr> <td>Back</td> <td>19.5</td> <td></td> <td>22-27.25</td> </tr> </tbody> </table> <p>Unit weight: 56 LB 25.5 KG Carton weight: 65 LB 29.48 KG Carton volume: 10.5 FT³ 0.29 MT³ (KD)</p> | | W | D | H | Overall | 26 | 25 | 44 | Seat | 21 | 17.5-20.5 | 16-20 | Back | 19.5 | | 22-27.25 | <table border="1"> <thead> <tr> <th></th> <th>1</th> <th>2</th> </tr> </thead> <tbody> <tr> <td>1261-0-UC</td> <td>\$924.00</td> <td>\$980.00</td> </tr> <tr> <td>1261P-0-UC</td> <td>\$924.00</td> <td>\$980.00</td> </tr> </tbody> </table> <p>P-Seat: 19.5"W x 16.75-19.75"D x 16-20"H</p> | | 1 | 2 | 1261-0-UC | \$924.00 | \$980.00 | 1261P-0-UC | \$924.00 | \$980.00 | | |
| | | | | W | D | H | | | | | | | | | | | | | | | | | | | | | | | | |
| Overall | 26 | 25 | 44 | | | | | | | | | | | | | | | | | | | | | | | | | | | |
| Seat | 21 | 17.5-20.5 | 16-20 | | | | | | | | | | | | | | | | | | | | | | | | | | | |
| Back | 19.5 | | 22-27.25 | | | | | | | | | | | | | | | | | | | | | | | | | | | |
| | 1 | 2 | | | | | | | | | | | | | | | | | | | | | | | | | | | | |
| 1261-0-UC | \$924.00 | \$980.00 | | | | | | | | | | | | | | | | | | | | | | | | | | | | |
| 1261P-0-UC | \$924.00 | \$980.00 | | | | | | | | | | | | | | | | | | | | | | | | | | | | |
|  Standard Back 1261-3 Independent Back Multi-Tilter |  ADJUSTMENTS (1) Tilt tension (2) Pneumatic seat height (3) Back angle (4) Seat angle (6) Back/lumbar height (8) Sliding seat depth (9) infinite position tilt lock Center tilt action | <table border="1"> <thead> <tr> <th></th> <th>W</th> <th>D</th> <th>H</th> </tr> </thead> <tbody> <tr> <td>Overall</td> <td>26</td> <td>25</td> <td>44</td> </tr> <tr> <td>Seat</td> <td>21</td> <td>17.5-20.5</td> <td>16-20</td> </tr> <tr> <td>Back</td> <td>19.5</td> <td></td> <td>22-27.25</td> </tr> </tbody> </table> <p>Unit weight: 58 LB 26.4 KG Carton weight: 67 LB 30.39 KG Carton volume: 10.5 FT³ 0.29 MT³ (KD)</p> | | W | D | H | Overall | 26 | 25 | 44 | Seat | 21 | 17.5-20.5 | 16-20 | Back | 19.5 | | 22-27.25 | <table border="1"> <thead> <tr> <th></th> <th>1</th> <th>2</th> </tr> </thead> <tbody> <tr> <td>1261-3-UC</td> <td>\$924.00</td> <td>\$980.00</td> </tr> <tr> <td>1261P-3-UC</td> <td>\$924.00</td> <td>\$980.00</td> </tr> </tbody> </table> <p>P-Seat: 19.5"W x 16.75-19.75"D x 16-20"H</p> | | 1 | 2 | 1261-3-UC | \$924.00 | \$980.00 | 1261P-3-UC | \$924.00 | \$980.00 | | |
| | | | | W | D | H | | | | | | | | | | | | | | | | | | | | | | | | |
| Overall | 26 | 25 | 44 | | | | | | | | | | | | | | | | | | | | | | | | | | | |
| Seat | 21 | 17.5-20.5 | 16-20 | | | | | | | | | | | | | | | | | | | | | | | | | | | |
| Back | 19.5 | | 22-27.25 | | | | | | | | | | | | | | | | | | | | | | | | | | | |
| | 1 | 2 | | | | | | | | | | | | | | | | | | | | | | | | | | | | |
| 1261-3-UC | \$924.00 | \$980.00 | | | | | | | | | | | | | | | | | | | | | | | | | | | | |
| 1261P-3-UC | \$924.00 | \$980.00 | | | | | | | | | | | | | | | | | | | | | | | | | | | | |



ROMA®



model 1906



model 1876

STANDARD FEATURES


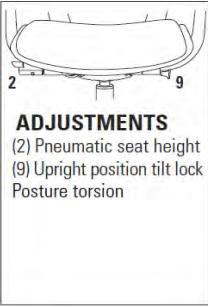

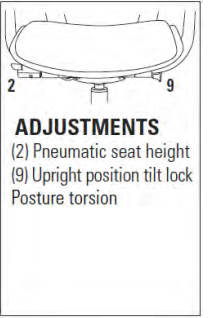
- Posture task chair with back tilt lock control
- Back and arms recline together
- Mesh back with built in lumbar in 6 colours: Autumn Orange (AO), Fall Burgundy (FB), Midnight Black (MB), Spring Green (SG), Summer Blue (SB) and Winter Grey (WG).
- Medium fixed seat depth
- Fixed height slant forward arms standard (RF)
- Five prong black injection moulded nylon base
- Dual wheel carpet casters (C1)
- Ships knock-down for on-site assembly (KD)
- 300 lbs active weight capacity
- Meets or exceeds SA required CGSB & BIFMA requirements

OPTIONAL FEATURES

- Low rise seat, no upcharge (3G)
- Fixed height gas cylinder model 1906, no upcharge (5F)
- Height adjustable arm, add \$53 (RA)
- Polished aluminum spider base, add \$110 (ALU)
- Chrome base, add \$80 (CHM)
- Tungsten base, add \$80 (TUN)
- Hard floor casters, add \$17 (C9R)
- Fully assembled in carton, add \$19 (SU)



* Prices are manufacture list and not discounted. Please contact Global directly or an authorized distributor for pricing.

| DESCRIPTION | FEATURES | DIMENSIONS (in) | | | MODEL # | GRADES | | |
|---|--|---|------|------|---------|--------|----------|----------|
| | | W | D | H | | 1 | 2 | |
|  <p>Standard Back 1906 Back Tilt Posture Task</p> |  <p>ADJUSTMENTS (2) Pneumatic seat height (9) Upright position tilt lock Posture torsion</p> | Overall | 25.5 | 23.5 | 36.25 | 1906 | \$671.00 | \$699.00 |
| | | Seat | 19.5 | 18 | 15-19 | | | |
| | | Back | 18.5 | | 19 | | | |
| | | Unit weight: 37 LB 16.8 KG | | | | | | |
| | | Carton weight: 45 LB 20.41 KG | | | | | | |
| | | Carton volume: 9.25 FT³ 0.26 MT³ (KD) | | | | | | |
|  <p>Standard Back Stool 1876 Back Tilt Posture Task</p> |  <p>ADJUSTMENTS (2) Pneumatic seat height (9) Upright position tilt lock Posture torsion</p> | Overall | 25.5 | 23.5 | 48 | 1876 | \$763.00 | \$791.00 |
| | | Seat | 19.5 | 18 | 23-33 | | | |
| | | Back | 18.5 | | 19 | | | |
| | | Unit weight: 42 LB 19.1 KG | | | | | | |
| | | Carton weight: 50 LB 22.68 KG | | | | | | |
| | | Carton volume: 9.25 FT³ 0.26 MT³ (KD) | | | | | | |



SORA™



model 6941-8



Model 6942-8

STANDARD FEATURES

- Synchro tilters with weight sensing mechanism
- Three seat sizes: Shallow (P), Medium (S), and Deep (G)
- Mesh back in standard and high heights
- Adjustable seat depths
- Height adjustable lumbar
- Standard height adjustable seat
- Height adjustable T-arms (E2)
- Five prong black injection moulded nylon base
- Dual wheel carpet casters (C82)
- Ships fully assembled
- 300 lbs active weight capacity
- Meets or exceeds SA required CGSB & BIFMA requirements


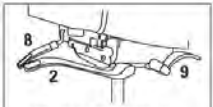

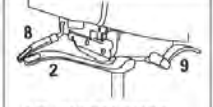
STANDARD MESH COLOURS

Sandy Beach (VU10), Desert Sand (VU11), Orange Sunset (VU12), Chocolate Fountain (VU13), Arctic Blue (VU14), Quarry Grey (VU15), Tidal Wave (VU16), Ivy Moss (VU17), Red Rose (VU18), Coal Black (VU19), White (VU20), Lime (VU21), Chartreuse (VU23), Pool Blue (VU26), Sky (VU28), Primary Blue (VU32), Tangerine (VU34), Paprika (VU37), Grain (VU40), Yellow (VU43), Silver Grey (VU55), Silver (VU63), Hot Pink (VU65) and Red Mittens (VU70).

OPTIONAL FEATURES

- Low rise seat, no upcharge (4S)
- High rise seat, no upcharge (5L)
- Height and width adjustable T-arm, add \$39 (E3)
- Height, width & swivel adjustable T-arm, add \$110 (E4)
- Polished aluminum spider base, add \$110 (ALU)
- Hard floor casters, add \$17 (C82R)

* Prices are manufacture list and not discounted. Please contact an authorized distributor for pricing.

| DESCRIPTION | FEATURES | DIMENSIONS (in) | | | MODEL # | GRADES | | |
|---|---|-----------------|------|-----------|---|--------------------------------------|----------|------------------------------------|
| | | W | D | H | | 1 | 2 | |
|  <p>High Back 6941-8 Synchro Tilter</p> |  <p>ADJUSTMENTS Automatic tilt tension (2) Pneumatic seat height Back/lumbar height (8) Sliding seat depth (9) Multi position tilt lock</p> | Overall | 25 | 24 | 42.5 | 6941-8-S | \$912.00 | \$940.00 |
| | | Seat | 18.5 | 16.5-19.5 | 16-20 | 6941-8-P | \$912.00 | \$940.00 |
| | | Back | 18 | | 26 | P-Seat: 17"W x 15.5-18.5"D x 16-20"H | | |
| | | | | | | 6941-8-G | \$912.00 | \$940.00 |
| | | | | | G-Seat: 19.5"W x 17.5-19.75"D x 16-20"H | | | |
| | | | | | | | | Unit weight: 48 LB 21.8 KG |
| | | | | | | | | Carton weight: 60 LB 27.22 KG |
| | | | | | | | | Carton volume: 20.5 FT³ 0.58 MT³ |
|  <p>Standard Back 6942-8 Synchro Tilter</p> |  <p>ADJUSTMENTS Automatic tilt tension (2) Pneumatic seat height Back/lumbar height (8) Sliding seat depth (9) Multi position tilt lock</p> | Overall | 25 | 24 | 42.5 | 6942-8-S | \$891.00 | \$919.00 |
| | | Seat | 18.5 | 16.5-19.5 | 16-20 | 6942-8-P | \$891.00 | \$919.00 |
| | | Back | 18 | | 24 | P-Seat: 17"W x 15.5-18.5"D x 16-20"H | | |
| | | | | | | 6942-8-G | \$891.00 | \$919.00 |
| | | | | | G-Seat: 19.5"W x 17.5-19.75"D x 16-20"H | | | |
| | | | | | | | | Unit weight: 46 LB 20.9 KG |
| | | | | | | | | Carton weight: 58 LB 26.31 KG |
| | | | | | | | | Carton volume: 20.5 FT³ 0.58 MT³ |



SUPRA™



model 5330-4



model 5331-4

STANDARD FEATURES


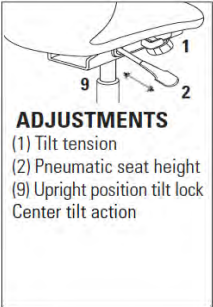

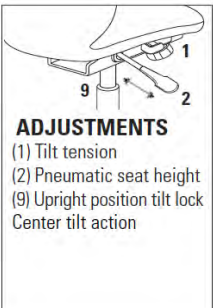
- Unison Tilter with upright tilt lock control
- Deep contoured seat
- Two standard height backs with impact resistant shroud
- Standard height adjustable seat
- Tungsten arm frame
- Fixed height waterfall style arms
- Five prong black injection moulded nylon base
- Dual wheel carpet casters (C65)
- Ships knock-down for on-site assembly (KD)
- 300 lbs active weight capacity
- Meets or exceeds SA required CGSB & BIFMA requirements

OPTIONAL FEATURES

- Low rise seat, no upcharge (3G)
- Fixed height gas cylinder, no upcharge (4F)
- Tungsten base with 3" gas cylinder, add \$80 (TUN)
- Polished Aluminum base, add \$110 (ALU)
- Black arm frame, no upcharge (BLK)
- Hard floor casters, add \$17 (C65R)
- Fully assembled in carton, add \$19 (SU)



* Prices are manufacture list and not discounted. Please contact Global directly or an authorized distributor for pricing.

| DESCRIPTION | FEATURES | DIMENSIONS (in) | | | MODEL # | GRADES | | |
|--|--|---------------------------------------|----|------|-----------|-----------|----------|----------|
| | | W | D | H | | 1 | 2 | |
|  Standard Back 5330-4 Unison Tilter |  ADJUSTMENTS (1) Tilt tension (2) Pneumatic seat height (9) Upright position tilt lock Center tilt action | Overall | 26 | 27 | 42 | 5330-4-UC | \$542.00 | \$584.00 |
| | | Seat | 21 | 18.5 | 16.5-21.5 | | | |
| | | Back | 20 | | 24 | | | |
| | | Unit weight: 34 LB 15.5 KG | | | | | | |
| | | Carton weight: 40 LB 18.14 KG | | | | | | |
| | | Carton volume: 12 FT³ 0.33 MT³ (KD) | | | | | | |
|  Standard Back 5331-4 Unison Tilter |  ADJUSTMENTS (1) Tilt tension (2) Pneumatic seat height (9) Upright position tilt lock Center tilt action | Overall | 26 | 27 | 42 | 5331-4-UC | \$510.00 | \$545.00 |
| | | Seat | 21 | 18.5 | 16.5-21.5 | | | |
| | | Back | 20 | | 19.5 | | | |
| | | Unit weight: 31 LB 14.1 KG | | | | | | |
| | | Carton weight: 37 LB 16.78 KG | | | | | | |
| | | Carton volume: 12 FT³ 0.33 MT³ (KD) | | | | | | |



SUPRA-X™



model 5333-3



model 5338-6

STANDARD FEATURES


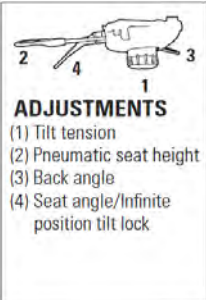

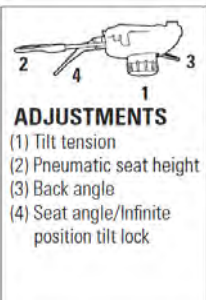
- Back Tilt and Unison Tilter options
- Deep seats with memory foam are standard
- Standard height backs with impact resistant shroud
- Height adjustable lumbar
- Standard height adjustable seat
- Height adjustable forward swept arms
- Five prong black injection moulded nylon base
- Dual wheel carpet casters (C65)
- Ships knock-down for on-site assembly (KD)
- 300 lbs active weight capacity
- Meets or exceeds SA required CGSB & BIFMA requirements

OPTIONAL FEATURES


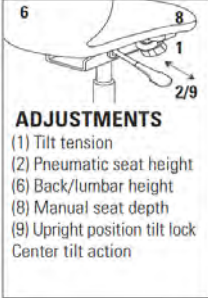
- Extended depth adjustment -3 models only, add \$27 (MDB)
- Low rise seat, no upcharge (3G)
- Fixed height gas cylinder, no upcharge (4F)
- Height and width adjustable T-arm, add \$26 (G4)
- Fixed height T-arm, no upcharge (1V)
- Height, width & swivel adjustable T-arm, add \$26 (G5)
- Fixed height black C-arm, add \$26 (C)
- Fixed height aluminum C-arm, add \$119 (CA)
- Arched tungsten metal base, add \$80 (TUN)
- Chrome base, add \$80 (CHM)
- Hard floor casters, add \$17 (C65R)
- Fully assembled in carton, add \$19 (SU)


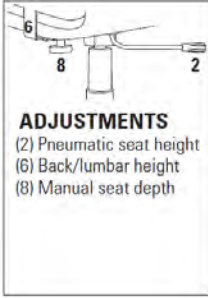



* Prices are manufacture list and not discounted. Please contact Global directly or an authorized distributor for pricing.


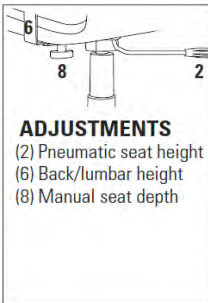
| DESCRIPTION | FEATURES | DIMENSIONS (in) | MODEL # | GRADES | | | | | | | | | | | | | | | | | |
|---|--|---|---------|--------|---|---|----------------|----|------|------|-------------|----|----|-------|-------------|----|--|------|-----------|----------|----------|
| | | | | 1 | 2 | | | | | | | | | | | | | | | | |
|  <p>Standard Back 5333-3 Back-Tilt Multi-Tilter</p> |  <p>ADJUSTMENTS (1) Tilt tension (2) Pneumatic seat height (3) Back angle (4) Seat angle/Infinite position tilt lock</p> | <table border="1"> <thead> <tr> <th></th> <th>W</th> <th>D</th> <th>H</th> </tr> </thead> <tbody> <tr> <td>Overall</td> <td>26</td> <td>26.5</td> <td>41</td> </tr> <tr> <td>Seat</td> <td>20</td> <td>19</td> <td>16-21</td> </tr> <tr> <td>Back</td> <td>18</td> <td></td> <td>23.5</td> </tr> </tbody> </table> <p>Unit weight: 46 LB 20.9 KG Carton weight: 58 LB 26.31 KG Carton volume: 10.5 FT³ 0.29 MT³ (KD)</p> | | W | D | H | Overall | 26 | 26.5 | 41 | Seat | 20 | 19 | 16-21 | Back | 18 | | 23.5 | 5333-3-MF | \$723.00 | \$765.00 |
| | | | W | D | H | | | | | | | | | | | | | | | | |
| Overall | 26 | 26.5 | 41 | | | | | | | | | | | | | | | | | | |
| Seat | 20 | 19 | 16-21 | | | | | | | | | | | | | | | | | | |
| Back | 18 | | 23.5 | | | | | | | | | | | | | | | | | | |
|  <p>Standard Back 5336-3 Back-Tilt Multi-Tilter</p> |  <p>ADJUSTMENTS (1) Tilt tension (2) Pneumatic seat height (3) Back angle (4) Seat angle/Infinite position tilt lock</p> | <table border="1"> <thead> <tr> <th></th> <th>W</th> <th>D</th> <th>H</th> </tr> </thead> <tbody> <tr> <td>Overall</td> <td>26</td> <td>26.5</td> <td>37.5</td> </tr> <tr> <td>Seat</td> <td>20</td> <td>19</td> <td>16-21</td> </tr> <tr> <td>Back</td> <td>18</td> <td></td> <td>19.5</td> </tr> </tbody> </table> <p>Unit weight: 43 LB 19.5 KG Carton weight: 55 LB 24.95 KG Carton volume: 10.5 FT³ 0.29 MT³ (KD)</p> | | W | D | H | Overall | 26 | 26.5 | 37.5 | Seat | 20 | 19 | 16-21 | Back | 18 | | 19.5 | 5336-3-MF | \$648.00 | \$683.00 |
| | | | W | D | H | | | | | | | | | | | | | | | | |
| Overall | 26 | 26.5 | 37.5 | | | | | | | | | | | | | | | | | | |
| Seat | 20 | 19 | 16-21 | | | | | | | | | | | | | | | | | | |
| Back | 18 | | 19.5 | | | | | | | | | | | | | | | | | | |



| DESCRIPTION | FEATURES | DIMENSIONS (in) | | | MODEL # | GRADES | | |
|--|---|--|----|------|---------|-----------|----------|----------|
| | | W | D | H | | 1 | 2 | |
|  Standard Back 5336-4 Unison Tilt |  ADJUSTMENTS (1) Tilt tension (2) Pneumatic seat height (6) Back/lumbar height (8) Manual seat depth (9) Upright position tilt lock Center tilt action | Overall | 26 | 25.5 | 37.5 | 5336-4-MF | \$594.00 | \$629.00 |
| | | Seat | 20 | 18 | 16-21 | | | |
| | | Back | 18 | | 19 | | | |
| | | Unit weight: 41 LB 18.6 KG Carton weight: 53 LB 24.04 KG Carton volume: 10.5 FT³ 0.29 MT³ (KD) | | | | | | |

| DESCRIPTION | FEATURES | DIMENSIONS (in) | | | MODEL # | GRADES | | |
|---|---|--|----|------|---------|-----------|----------|----------|
| | | W | D | H | | 1 | 2 | |
|  Standard Back 5336-6 Non-Tilt with arms |  ADJUSTMENTS (2) Pneumatic seat height (6) Back/lumbar height (8) Manual seat depth | Overall | 26 | 25 | 38.5 | 5336-6-MF | \$503.00 | \$538.00 |
| | | Seat | 20 | 18.5 | 17-22 | | | |
| | | Back | 18 | | 19 | | | |
| | | Unit weight: 33 LB 15 KG Carton weight: 39 LB 17.69 KG Carton volume: 6.75 FT³ 0.19 MT³ (KD) | | | | | | |

| DESCRIPTION | FEATURES | DIMENSIONS (in) | | | MODEL # | GRADES | | |
|---|---|---|----|------|---------|--------------|----------|----------|
| | | W | D | H | | 1 | 2 | |
|  Standard Back 5337-6 Non-Tilt without arms | <ul style="list-style-type: none"> • Fixed height only. • Side Chair category only. May be used with Casters or C7 Glides | Overall | 20 | 25 | 38.5 | 5337-6-MF-4F | \$408.00 | \$443.00 |
| | | Seat | 20 | 18.5 | 17 | | | |
| | | Back | 18 | | 19 | | | |
| | | Unit weight: 22 LB 9.98 KG Carton weight: 27 LB 12.3 KG Carton volume: 6.75 FT³ 0.19 MT³ (KD) | | | | | | |

| DESCRIPTION | FEATURES | DIMENSIONS (in) | | | MODEL # | GRADES | | |
|---|---|--|----|------|---------|-----------|----------|----------|
| | | W | D | H | | 1 | 2 | |
|  Standard Back Stool 5338-6 Non-Tilt with arms |  ADJUSTMENTS (2) Pneumatic seat height (6) Back/lumbar height (8) Manual seat depth | Overall | 26 | 25 | 46.5 | 5338-6-MF | \$702.00 | \$737.00 |
| | | Seat | 20 | 18.5 | 23-33 | | | |
| | | Back | 18 | | 19 | | | |
| | | Unit weight: 36 LB 16.4 KG Carton weight: 42 LB 19.05 KG Carton volume: 6.75 FT³ 0.19 MT³ (KD) | | | | | | |



TRITEK® ERGO SELECT



model 7472-3

STANDARD FEATURES

- Back Tilt Multi Tilters in three seat and three back sizes
- Adjustable seat depths supports shallow, medium & deep ranges
- Memory foam is standard in all seat sizes
- Height and Depth adjustable Schukra™ lumbar
- Standard height adjustable seat
- Height & width adjustable T-arms (G2)
- Five prong black injection moulded nylon base
- Dual wheel carpet casters (C65)
- Ships knock-down for on-site assembly (KD)
- 300 lbs active weight capacity
- Meets or exceeds SA required CGSB & BIFMA requirements

OPTIONAL FEATURES


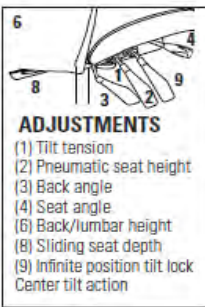

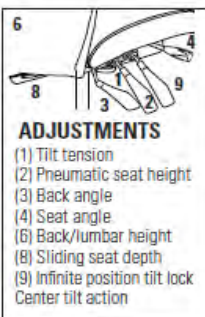
- Height & width adjustable T-arm, no upcharge (G4)
- Height, width & swivel adjustable T-arm, no upcharge (G5)
- Polished aluminum spider base, add \$110 (ALU)
- Hard floor casters, add \$17 (C65R)
- Fully assembled in carton, add \$19 (SU)




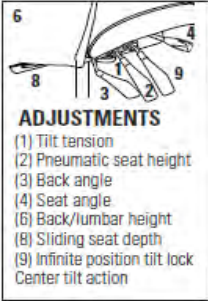
Model 7492-3

* Prices are manufacture list and not discounted. Please contact Global directly or an authorized distributor for pricing.



| DESCRIPTION | FEATURES | DIMENSIONS (in) | | | MODEL # | GRADES | | | |
|--|---|---------------------------------------|------|-------|------------------------------------|------------------------------------|------------|------------|------------|
| | | W | D | H | | 1 | 2 | | |
|  <p>High Back 7472-3 Back Tilt Multi Tilter</p> |  <p>ADJUSTMENTS (1) Tilt tension (2) Pneumatic seat height (3) Back angle (4) Seat angle (6) Back/lumbar height (8) Sliding seat depth (9) Infinite position tilt lock Center tilt action</p> | Overall | 26.5 | 24 | 48 | 7472-3-MF | \$1,170.00 | \$1,219.00 | |
| | | Seat | 20.5 | 17-20 | 17.5-22.5 | Standard seat: 20.5"W x 17-20"D | | | |
|  <p>Standard Back 7482-3 Independent Back Multi-Tilter</p> |  <p>ADJUSTMENTS (1) Tilt tension (2) Pneumatic seat height (3) Back angle (4) Seat angle (6) Back/lumbar height (8) Sliding seat depth (9) Infinite position tilt lock Center tilt action</p> | Overall | 26.5 | 24 | 44 | 7482-3-MF | \$1,140.00 | \$1,182.00 | |
| | | Seat | 20.5 | 17-20 | 17.5-22.5 | Standard seat: 20.5"W x 17-20"D | | | |
| | | Back | 18.5 | | 26-30.25 | 7473-3-MF | \$1,170.00 | \$1,219.00 | |
| | | Unit weight: 57 LB 25.9 KG | | | Shallow Seat: 17.5"W x 15.5-18.5"D | | | | |
| | | Carton weight: 64 LB 29.03 KG | | | 7473-3-MF | | | \$1,170.00 | \$1,219.00 |
| | | Carton volume: 13 FT³ 0.36 MT³ (KD) | | | Deep Seat: 21.5"W x 18-21"D | | | | |
| | | Overall | 26.5 | 24 | 44 | 7481-3-MF | \$1,140.00 | \$1,182.00 | |
| | | Seat | 20.5 | 17-20 | 17.5-22.5 | Shallow Seat: 17.5"W x 15.5-18.5"D | | | |
| | | Back | 18.5 | | 21-26.25 | 7483-3-MF | \$1,140.00 | \$1,182.00 | |
| | | Unit weight: 55 LB 25 KG | | | Deep Seat: 21.5"W x 18-21"D | | | | |
| | | Carton weight: 62 LB 28.12 KG | | | | | | | |
| | | Carton volume: 13 FT³ 0.36 MT³ (KD) | | | | | | | |



| DESCRIPTION | FEATURES | DIMENSIONS (in) | | | MODEL # | GRADES | | |
|--|---|---------------------------------------|----------|----------|------------------|------------------------------------|------------------|------------|
| | | | | | | 1 | 2 | |
|  <p>Standard Back</p> <p>7492-3 Independent Back Multi-Tilter</p> |  <p>ADJUSTMENTS (1) Tilt tension (2) Pneumatic seat height (3) Back angle (4) Seat angle (6) Back/lumbar height (8) Sliding seat depth (9) Infinite position tilt lock Center tilt action</p> | W | D | H | 7492-3-MF | \$1,107.00 | \$1,149.00 | |
| | | Overall | 26.5 | 24 | 41 | | | |
| | | Seat | 20.5 | 17-20 | 17.5-22.5 | | 7491-3-MF | \$1,107.00 |
| | | Back | 18.5 | | 18-23.25 | | | |
| | | Unit weight: 53 LB 24.1 KG | | | | 7493-3-MF | \$1,107.00 | \$1,149.00 |
| | | Carton weight: 60 LB 27.22 KG | | | | | | |
| | | Carton volume: 13 FT³ 0.36 MT³ (KD) | | | | | | |
| | | | | | | Standard seat: 20.5"W x 17-20"D | | |
| | | | | | | Shallow Seat: 17.5"W x 15.5-18.5"D | | |
| | | | | | | Deep Seat: 21.5"W x 18-21"D | | |



VION™



model 6321-8



Model 6331-8MO



STANDARD FEATURES

- Full family available in Unison, Synchro, and Back Tilt models
- Synchro tilt -8 models feature a weight sensing mechanism
- Upholstered (MO) & Mesh backs available in 10 colors: Aqua (MS75), Black (MS69), Black Cherry (MS76), Blue (MS72), Dust (MS77), Ivory (MS78), Natural (MS74), Paprika (MS79), Rope (MS73) and Stone (MS71).
- Adjustable medium and shallow (P) seat depths
- Standard back heights
- Standard height adjustable seat
- Height adjustable T-arms (AS)
- Black frame and black injection moulded nylon base (BLK)
- Dual wheel carpet casters (C1)
- Ships knock-down for on-site assembly (KD)
- 300 lbs active weight capacity
- Meets or exceeds SA required CGSB & BIFMA requirements

OPTIONAL FEATURES


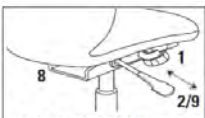
- Adjustable lumbar, add \$14 (LS)
- Memory foam seat, add \$64 (MF)
- Low rise seat, no upcharge (4L)
- Fixed height T-arm, no upcharge (1V)
- Height adjustable T-arm, Fog finish, no upcharge (FA)
- Height & width adjustable T-arm, no upcharge (G4)
- Height, width & swivel adjustable T-arm, no upcharge (G5)
- Fixed height black C-arm, no upcharge (C)
- Fixed height FOG C-arm, no upcharge (CC)
- Fixed polished aluminum C-arm, add \$93 (CA)
- Black frame and Polished aluminum base, add \$110 (BAU)
- Fog frame and base, add \$110 (FOG)
- Fog frame and Polished Aluminum base, add \$110 (FAU)
- Hard floor casters, add \$17 (C9R)
- Fully assembled in carton, add \$19 (SU)


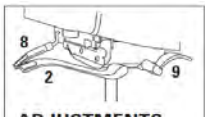
* Prices are manufacture list and not discounted. Please contact Global directly or an authorized distributor for pricing.

| DESCRIPTION | FEATURES | DIMENSIONS (in) | | | MODEL # | GRADES | | | |
|--|---|--|------|-------|-------------|--|-----------|----------|----------|
| | | W | D | H | | 1 | 2 | | |
|  <p>Standard Back 6321-0 Synchro Tilter</p> | <p>ADJUSTMENTS (1) Tilt tension (2) Pneumatic seat height (3) Back angle (8) Sliding seat depth (9) Multi position tilt lock Synchro tilt action</p> | Overall | 25.5 | 24 | 41.5 | Mesh | 6321-0 | \$846.00 | \$874.00 |
| | | Seat | 20 | 17-20 | 17.5-22.5 | | 6321P-0 | \$846.00 | \$874.00 |
| | | Back | 18.5 | | 23 | P-Seat: 18"W x 15-18"D x 17.5-22.5"H | | | |
| | | Unit weight: 48 LB 21.8 KG Carton weight: 60 LB 27.22 KG Carton volume: 10.5 FT³ 0.29 MT³ (KD) | | | Upholstered | | 6331-0MO | \$894.00 | \$950.00 |
|  <p>Standard Back 6321-3 Independent Back Multi-Tilter</p> | <p>ADJUSTMENTS (1) Tilt tension (2) Pneumatic seat height (3) Back angle (4) Seat angle (8) Sliding seat depth (9) Infinite position tilt lock</p> | Overall | 25.5 | 24 | 41 | Mesh | 6321-3 | \$846.00 | \$874.00 |
| | | Seat | 20 | 17-20 | 17.25-22.25 | | 6321P-3 | \$846.00 | \$874.00 |
| | | Back | 18.5 | | 23 | P-Seat: 18"W x 15-18"D x 17.25-22.25"H | | | |
| | | Unit weight: 50 LB 22.7 KG Carton weight: 62 LB 28.12 KG Carton volume: 10.5 FT³ 0.29 MT³ (KD) | | | Upholstered | | 6331-3MO | \$894.00 | \$950.00 |
| | | | | | | | 6331P-3MO | \$894.00 | \$950.00 |
| | | | | | | P-Seat: 18"W x 15-18"D x 17.5-22.5"H | | | |


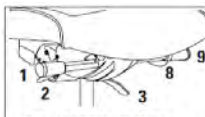



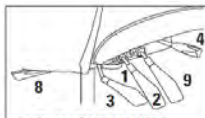
DESCRIPTION FEATURES DIMENSIONS (in) MODEL # GRADES

| DESCRIPTION | FEATURES | DIMENSIONS (in) | MODEL # | GRADES | | | | | | | | | | | | | | | | | | | | | | | | | | | | | | | | | | | | | | | | |
|---|--|--|----------|--------|---|---|----------------|------|----|-------|-------------|----|------|-------|-------------|------|--|----|---|--|---|---|------|---------------|----------|----------|----------------|----------|----------|---------------------------------|--|--|--|-------------|-----------------|----------|----------|------------------|----------|----------|---------------------------------|--|--|--|
| | | | | 1 | 2 | | | | | | | | | | | | | | | | | | | | | | | | | | | | | | | | | | | | | | | |
|  <p>Standard Back 6321-4 Unison Tilter</p> |  <p>ADJUSTMENTS (1) Tilt tension (2) Pneumatic seat height (8) Manual seat depth (9) Upright position tilt lock Center tilt action</p> | <table border="1"> <thead> <tr> <th></th> <th>W</th> <th>D</th> <th>H</th> </tr> </thead> <tbody> <tr> <td>Overall</td> <td>25.5</td> <td>24</td> <td>39.25</td> </tr> <tr> <td>Seat</td> <td>20</td> <td>17.5</td> <td>16-21</td> </tr> <tr> <td>Back</td> <td>18.5</td> <td></td> <td>23</td> </tr> </tbody> </table> <p>Unit weight: 42 LB 19.1 KG Carton weight: 54 LB 24.49 KG Carton volume: 10.5 FT³ 0.29 MT³ (KD)</p> | | W | D | H | Overall | 25.5 | 24 | 39.25 | Seat | 20 | 17.5 | 16-21 | Back | 18.5 | | 23 | <table border="1"> <thead> <tr> <th></th> <th>1</th> <th>2</th> </tr> </thead> <tbody> <tr> <td rowspan="2">Mesh</td> <td>6321-4</td> <td>\$817.00</td> <td>\$845.00</td> </tr> <tr> <td>6321P-4</td> <td>\$817.00</td> <td>\$845.00</td> </tr> <tr> <td colspan="4">P-Seat: 18"W x 15.5"D x 16-21"H</td> </tr> <tr> <td rowspan="2">Upholstered</td> <td>6331-4MO</td> <td>\$863.00</td> <td>\$919.00</td> </tr> <tr> <td>6331P-4MO</td> <td>\$863.00</td> <td>\$919.00</td> </tr> <tr> <td colspan="4">P-Seat: 18"W x 15.5"D x 16-21"H</td> </tr> </tbody> </table> | | 1 | 2 | Mesh | 6321-4 | \$817.00 | \$845.00 | 6321P-4 | \$817.00 | \$845.00 | P-Seat: 18"W x 15.5"D x 16-21"H | | | | Upholstered | 6331-4MO | \$863.00 | \$919.00 | 6331P-4MO | \$863.00 | \$919.00 | P-Seat: 18"W x 15.5"D x 16-21"H | | | |
| | | | | W | D | H | | | | | | | | | | | | | | | | | | | | | | | | | | | | | | | | | | | | | | |
| Overall | 25.5 | 24 | 39.25 | | | | | | | | | | | | | | | | | | | | | | | | | | | | | | | | | | | | | | | | | |
| Seat | 20 | 17.5 | 16-21 | | | | | | | | | | | | | | | | | | | | | | | | | | | | | | | | | | | | | | | | | |
| Back | 18.5 | | 23 | | | | | | | | | | | | | | | | | | | | | | | | | | | | | | | | | | | | | | | | | |
| | 1 | 2 | | | | | | | | | | | | | | | | | | | | | | | | | | | | | | | | | | | | | | | | | | |
| Mesh | 6321-4 | \$817.00 | \$845.00 | | | | | | | | | | | | | | | | | | | | | | | | | | | | | | | | | | | | | | | | | |
| | 6321P-4 | \$817.00 | \$845.00 | | | | | | | | | | | | | | | | | | | | | | | | | | | | | | | | | | | | | | | | | |
| P-Seat: 18"W x 15.5"D x 16-21"H | | | | | | | | | | | | | | | | | | | | | | | | | | | | | | | | | | | | | | | | | | | | |
| Upholstered | 6331-4MO | \$863.00 | \$919.00 | | | | | | | | | | | | | | | | | | | | | | | | | | | | | | | | | | | | | | | | | |
| | 6331P-4MO | \$863.00 | \$919.00 | | | | | | | | | | | | | | | | | | | | | | | | | | | | | | | | | | | | | | | | | |
| P-Seat: 18"W x 15.5"D x 16-21"H | | | | | | | | | | | | | | | | | | | | | | | | | | | | | | | | | | | | | | | | | | | | |


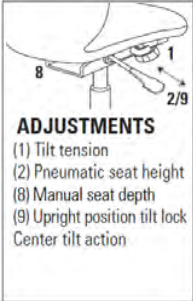

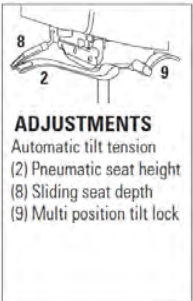

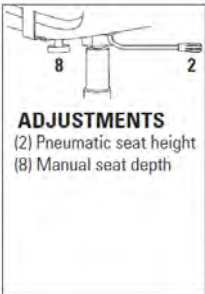

|  <p>Standard Back 6321-8 Synchro Tilter</p> |  <p>ADJUSTMENTS Automatic tilt tension (2) Pneumatic seat height (8) Sliding seat depth (9) Multi position tilt lock</p> | <table border="1"> <thead> <tr> <th></th> <th>W</th> <th>D</th> <th>H</th> </tr> </thead> <tbody> <tr> <td>Overall</td> <td>25.5</td> <td>24</td> <td>40</td> </tr> <tr> <td>Seat</td> <td>20</td> <td>17-20</td> <td>16.5-21.5</td> </tr> <tr> <td>Back</td> <td>18.5</td> <td></td> <td>23</td> </tr> </tbody> </table> <p>Unit weight: 45 LB 20.5 KG Carton weight: 57 LB 25.85 KG Carton volume: 10.5 FT³ 0.29 MT³ (KD)</p> | | W | D | H | Overall | 25.5 | 24 | 40 | Seat | 20 | 17-20 | 16.5-21.5 | Back | 18.5 | | 23 | <table border="1"> <thead> <tr> <th></th> <th>1</th> <th>2</th> </tr> </thead> <tbody> <tr> <td rowspan="2">Mesh</td> <td>6321-8</td> <td>\$846.00</td> <td>\$874.00</td> </tr> <tr> <td>6321P-8</td> <td>\$846.00</td> <td>\$874.00</td> </tr> <tr> <td colspan="4">P-Seat: 18"W x 15-18"D x 17.5-21.5"H</td> </tr> <tr> <td rowspan="2">Upholstered</td> <td>6331-8MO</td> <td>\$894.00</td> <td>\$950.00</td> </tr> <tr> <td>6331P-8MO</td> <td>\$894.00</td> <td>\$950.00</td> </tr> <tr> <td colspan="4">P-Seat: 18"W x 15-18"D x 17.5-22.5"H</td> </tr> </tbody> </table> | | 1 | 2 | Mesh | 6321-8 | \$846.00 | \$874.00 | 6321P-8 | \$846.00 | \$874.00 | P-Seat: 18"W x 15-18"D x 17.5-21.5"H | | | | Upholstered | 6331-8MO | \$894.00 | \$950.00 | 6331P-8MO | \$894.00 | \$950.00 | P-Seat: 18"W x 15-18"D x 17.5-22.5"H | | | |
|--|--|--|-----------|---|---|---|----------------|------|----|----|-------------|----|-------|-----------|-------------|------|--|----|---|--|---|---|------|---------------|----------|----------|----------------|----------|----------|--------------------------------------|--|--|--|-------------|-----------------|----------|----------|------------------|----------|----------|--------------------------------------|--|--|--|
| | | | | W | D | H | | | | | | | | | | | | | | | | | | | | | | | | | | | | | | | | | | | | | | |
| Overall | 25.5 | 24 | 40 | | | | | | | | | | | | | | | | | | | | | | | | | | | | | | | | | | | | | | | | | |
| Seat | 20 | 17-20 | 16.5-21.5 | | | | | | | | | | | | | | | | | | | | | | | | | | | | | | | | | | | | | | | | | |
| Back | 18.5 | | 23 | | | | | | | | | | | | | | | | | | | | | | | | | | | | | | | | | | | | | | | | | |
| | 1 | 2 | | | | | | | | | | | | | | | | | | | | | | | | | | | | | | | | | | | | | | | | | | |
| Mesh | 6321-8 | \$846.00 | \$874.00 | | | | | | | | | | | | | | | | | | | | | | | | | | | | | | | | | | | | | | | | | |
| | 6321P-8 | \$846.00 | \$874.00 | | | | | | | | | | | | | | | | | | | | | | | | | | | | | | | | | | | | | | | | | |
| P-Seat: 18"W x 15-18"D x 17.5-21.5"H | | | | | | | | | | | | | | | | | | | | | | | | | | | | | | | | | | | | | | | | | | | | |
| Upholstered | 6331-8MO | \$894.00 | \$950.00 | | | | | | | | | | | | | | | | | | | | | | | | | | | | | | | | | | | | | | | | | |
| | 6331P-8MO | \$894.00 | \$950.00 | | | | | | | | | | | | | | | | | | | | | | | | | | | | | | | | | | | | | | | | | |
| P-Seat: 18"W x 15-18"D x 17.5-22.5"H | | | | | | | | | | | | | | | | | | | | | | | | | | | | | | | | | | | | | | | | | | | | |

• Weight sensing mechanism


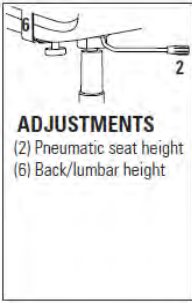
|  <p>Standard Back 6322-0 Synchro Tilter</p> |  <p>ADJUSTMENTS (1) Tilt tension (2) Pneumatic seat height (3) Back angle (8) Sliding seat depth (9) Multi position tilt lock Synchro tilt action</p> | <table border="1"> <thead> <tr> <th></th> <th>W</th> <th>D</th> <th>H</th> </tr> </thead> <tbody> <tr> <td>Overall</td> <td>25.5</td> <td>24</td> <td>39.5</td> </tr> <tr> <td>Seat</td> <td>20</td> <td>17-20</td> <td>17.5-22.5</td> </tr> <tr> <td>Back</td> <td>18.5</td> <td></td> <td>21</td> </tr> </tbody> </table> <p>Unit weight: 46 LB 20.9 KG Carton weight: 58 LB 26.31 KG Carton volume: 10.5 FT³ 0.29 MT³ (KD)</p> | | W | D | H | Overall | 25.5 | 24 | 39.5 | Seat | 20 | 17-20 | 17.5-22.5 | Back | 18.5 | | 21 | <table border="1"> <thead> <tr> <th></th> <th>1</th> <th>2</th> </tr> </thead> <tbody> <tr> <td rowspan="2">Mesh</td> <td>6322-0</td> <td>\$800.00</td> <td>\$828.00</td> </tr> <tr> <td>6322P-0</td> <td>\$800.00</td> <td>\$828.00</td> </tr> <tr> <td colspan="4">P-Seat: 18"W x 15-18"D x 17.5-22.5"H</td> </tr> <tr> <td rowspan="2">Upholstered</td> <td>6332-0MO</td> <td>\$846.00</td> <td>\$902.00</td> </tr> <tr> <td>6332P-0MO</td> <td>\$846.00</td> <td>\$902.00</td> </tr> <tr> <td colspan="4">P-Seat: 18"W x 15-18"D x 17.5-22.5"H</td> </tr> </tbody> </table> | | 1 | 2 | Mesh | 6322-0 | \$800.00 | \$828.00 | 6322P-0 | \$800.00 | \$828.00 | P-Seat: 18"W x 15-18"D x 17.5-22.5"H | | | | Upholstered | 6332-0MO | \$846.00 | \$902.00 | 6332P-0MO | \$846.00 | \$902.00 | P-Seat: 18"W x 15-18"D x 17.5-22.5"H | | | |
|---|--|--|-----------|---|---|---|----------------|------|----|------|-------------|----|-------|-----------|-------------|------|--|----|---|--|---|---|------|---------------|----------|----------|----------------|----------|----------|--------------------------------------|--|--|--|-------------|-----------------|----------|----------|------------------|----------|----------|--------------------------------------|--|--|--|
| | | | | W | D | H | | | | | | | | | | | | | | | | | | | | | | | | | | | | | | | | | | | | | | |
| Overall | 25.5 | 24 | 39.5 | | | | | | | | | | | | | | | | | | | | | | | | | | | | | | | | | | | | | | | | | |
| Seat | 20 | 17-20 | 17.5-22.5 | | | | | | | | | | | | | | | | | | | | | | | | | | | | | | | | | | | | | | | | | |
| Back | 18.5 | | 21 | | | | | | | | | | | | | | | | | | | | | | | | | | | | | | | | | | | | | | | | | |
| | 1 | 2 | | | | | | | | | | | | | | | | | | | | | | | | | | | | | | | | | | | | | | | | | | |
| Mesh | 6322-0 | \$800.00 | \$828.00 | | | | | | | | | | | | | | | | | | | | | | | | | | | | | | | | | | | | | | | | | |
| | 6322P-0 | \$800.00 | \$828.00 | | | | | | | | | | | | | | | | | | | | | | | | | | | | | | | | | | | | | | | | | |
| P-Seat: 18"W x 15-18"D x 17.5-22.5"H | | | | | | | | | | | | | | | | | | | | | | | | | | | | | | | | | | | | | | | | | | | | |
| Upholstered | 6332-0MO | \$846.00 | \$902.00 | | | | | | | | | | | | | | | | | | | | | | | | | | | | | | | | | | | | | | | | | |
| | 6332P-0MO | \$846.00 | \$902.00 | | | | | | | | | | | | | | | | | | | | | | | | | | | | | | | | | | | | | | | | | |
| P-Seat: 18"W x 15-18"D x 17.5-22.5"H | | | | | | | | | | | | | | | | | | | | | | | | | | | | | | | | | | | | | | | | | | | | |

|  <p>Standard Back 6322-3 Independent Back Multi-Tilter</p> |  <p>ADJUSTMENTS (1) Tilt tension (2) Pneumatic seat height (3) Back angle (4) Seat angle (8) Sliding seat depth (9) Infinite position tilt lock</p> | <table border="1"> <thead> <tr> <th></th> <th>W</th> <th>D</th> <th>H</th> </tr> </thead> <tbody> <tr> <td>Overall</td> <td>25.5</td> <td>24</td> <td>39</td> </tr> <tr> <td>Seat</td> <td>20</td> <td>17-20</td> <td>17.25-22.25</td> </tr> <tr> <td>Back</td> <td>18.5</td> <td></td> <td>21</td> </tr> </tbody> </table> <p>Unit weight: 48 LB 21.8 KG Carton weight: 60 LB 27.22 KG Carton volume: 10.5 FT³ 0.29 MT³ (KD)</p> | | W | D | H | Overall | 25.5 | 24 | 39 | Seat | 20 | 17-20 | 17.25-22.25 | Back | 18.5 | | 21 | <table border="1"> <thead> <tr> <th></th> <th>1</th> <th>2</th> </tr> </thead> <tbody> <tr> <td rowspan="2">Mesh</td> <td>6322-3</td> <td>\$800.00</td> <td>\$828.00</td> </tr> <tr> <td>6322P-3</td> <td>\$800.00</td> <td>\$828.00</td> </tr> <tr> <td colspan="4">P-Seat: 18"W x 15-18"D x 17.25-22.25"H</td> </tr> <tr> <td rowspan="2">Upholstered</td> <td>6332-3MO</td> <td>\$846.00</td> <td>\$902.00</td> </tr> <tr> <td>6332P-3MO</td> <td>\$846.00</td> <td>\$902.00</td> </tr> <tr> <td colspan="4">P-Seat: 18"W x 15-18"D x 17.5-22.5"H</td> </tr> </tbody> </table> | | 1 | 2 | Mesh | 6322-3 | \$800.00 | \$828.00 | 6322P-3 | \$800.00 | \$828.00 | P-Seat: 18"W x 15-18"D x 17.25-22.25"H | | | | Upholstered | 6332-3MO | \$846.00 | \$902.00 | 6332P-3MO | \$846.00 | \$902.00 | P-Seat: 18"W x 15-18"D x 17.5-22.5"H | | | |
|---|---|--|-------------|---|---|---|----------------|------|----|----|-------------|----|-------|-------------|-------------|------|--|----|---|--|---|---|------|---------------|----------|----------|----------------|----------|----------|--|--|--|--|-------------|-----------------|----------|----------|------------------|----------|----------|--------------------------------------|--|--|--|
| | | | | W | D | H | | | | | | | | | | | | | | | | | | | | | | | | | | | | | | | | | | | | | | |
| Overall | 25.5 | 24 | 39 | | | | | | | | | | | | | | | | | | | | | | | | | | | | | | | | | | | | | | | | | |
| Seat | 20 | 17-20 | 17.25-22.25 | | | | | | | | | | | | | | | | | | | | | | | | | | | | | | | | | | | | | | | | | |
| Back | 18.5 | | 21 | | | | | | | | | | | | | | | | | | | | | | | | | | | | | | | | | | | | | | | | | |
| | 1 | 2 | | | | | | | | | | | | | | | | | | | | | | | | | | | | | | | | | | | | | | | | | | |
| Mesh | 6322-3 | \$800.00 | \$828.00 | | | | | | | | | | | | | | | | | | | | | | | | | | | | | | | | | | | | | | | | | |
| | 6322P-3 | \$800.00 | \$828.00 | | | | | | | | | | | | | | | | | | | | | | | | | | | | | | | | | | | | | | | | | |
| P-Seat: 18"W x 15-18"D x 17.25-22.25"H | | | | | | | | | | | | | | | | | | | | | | | | | | | | | | | | | | | | | | | | | | | | |
| Upholstered | 6332-3MO | \$846.00 | \$902.00 | | | | | | | | | | | | | | | | | | | | | | | | | | | | | | | | | | | | | | | | | |
| | 6332P-3MO | \$846.00 | \$902.00 | | | | | | | | | | | | | | | | | | | | | | | | | | | | | | | | | | | | | | | | | |
| P-Seat: 18"W x 15-18"D x 17.5-22.5"H | | | | | | | | | | | | | | | | | | | | | | | | | | | | | | | | | | | | | | | | | | | | |



| DESCRIPTION | FEATURES | DIMENSIONS (in) | MODEL # | GRADES | | | | | | | | | | | | | | | | | | | | | | | | | | | | | | | | | | | | | | | | |
|---|--|---|-----------|--------|---|---|----------------|------|----|------|-------------|----|-------|-----------|-------------|------|--|----|--|--|---|---|------|------------------|----------|----------|-------------------|----------|----------|--------------------------------------|--|--|--|-------------|-----------------|----------|----------|------------------|----------|----------|--------------------------------------|--|--|--|
| | | | | 1 | 2 | | | | | | | | | | | | | | | | | | | | | | | | | | | | | | | | | | | | | | | |
|  <p>Standard Back 6322-4 Unison Tilter</p> |  <p>ADJUSTMENTS (1) Tilt tension (2) Pneumatic seat height (8) Manual seat depth (9) Upright position tilt lock Center tilt action</p> | <table border="1"> <thead> <tr> <th></th> <th>W</th> <th>D</th> <th>H</th> </tr> </thead> <tbody> <tr> <td>Overall</td> <td>25.5</td> <td>24</td> <td>37.5</td> </tr> <tr> <td>Seat</td> <td>20</td> <td>17.5</td> <td>16-21</td> </tr> <tr> <td>Back</td> <td>18.5</td> <td></td> <td>21</td> </tr> </tbody> </table> <p>Unit weight: 40 LB 18.2 KG Carton weight: 52 LB 23.59 KG Carton volume: 10.5 FT³ 0.29 MT³ (KD)</p> | | W | D | H | Overall | 25.5 | 24 | 37.5 | Seat | 20 | 17.5 | 16-21 | Back | 18.5 | | 21 | <table border="1"> <thead> <tr> <th></th> <th>1</th> <th>2</th> </tr> </thead> <tbody> <tr> <td rowspan="2">Mesh</td> <td>6322-4</td> <td>\$771.00</td> <td>\$799.00</td> </tr> <tr> <td>6322P-4</td> <td>\$771.00</td> <td>\$799.00</td> </tr> <tr> <td colspan="4">P-Seat: 18"W x 15.5"D x 16-21"H</td> </tr> <tr> <td rowspan="2">Upholstered</td> <td>6332-4MO</td> <td>\$817.00</td> <td>\$873.00</td> </tr> <tr> <td>6332P-4MO</td> <td>\$817.00</td> <td>\$873.00</td> </tr> <tr> <td colspan="4">P-Seat: 18"W x 15-18"D x 17.5-22.5"H</td> </tr> </tbody> </table> | | 1 | 2 | Mesh | 6322-4 | \$771.00 | \$799.00 | 6322P-4 | \$771.00 | \$799.00 | P-Seat: 18"W x 15.5"D x 16-21"H | | | | Upholstered | 6332-4MO | \$817.00 | \$873.00 | 6332P-4MO | \$817.00 | \$873.00 | P-Seat: 18"W x 15-18"D x 17.5-22.5"H | | | |
| | | | | W | D | H | | | | | | | | | | | | | | | | | | | | | | | | | | | | | | | | | | | | | | |
| Overall | 25.5 | 24 | 37.5 | | | | | | | | | | | | | | | | | | | | | | | | | | | | | | | | | | | | | | | | | |
| Seat | 20 | 17.5 | 16-21 | | | | | | | | | | | | | | | | | | | | | | | | | | | | | | | | | | | | | | | | | |
| Back | 18.5 | | 21 | | | | | | | | | | | | | | | | | | | | | | | | | | | | | | | | | | | | | | | | | |
| | 1 | 2 | | | | | | | | | | | | | | | | | | | | | | | | | | | | | | | | | | | | | | | | | | |
| Mesh | 6322-4 | \$771.00 | \$799.00 | | | | | | | | | | | | | | | | | | | | | | | | | | | | | | | | | | | | | | | | | |
| | 6322P-4 | \$771.00 | \$799.00 | | | | | | | | | | | | | | | | | | | | | | | | | | | | | | | | | | | | | | | | | |
| P-Seat: 18"W x 15.5"D x 16-21"H | | | | | | | | | | | | | | | | | | | | | | | | | | | | | | | | | | | | | | | | | | | | |
| Upholstered | 6332-4MO | \$817.00 | \$873.00 | | | | | | | | | | | | | | | | | | | | | | | | | | | | | | | | | | | | | | | | | |
| | 6332P-4MO | \$817.00 | \$873.00 | | | | | | | | | | | | | | | | | | | | | | | | | | | | | | | | | | | | | | | | | |
| P-Seat: 18"W x 15-18"D x 17.5-22.5"H | | | | | | | | | | | | | | | | | | | | | | | | | | | | | | | | | | | | | | | | | | | | |
|  <p>Standard Back 6322-8 Synchro Tilter</p> |  <p>ADJUSTMENTS Automatic tilt tension (2) Pneumatic seat height (8) Sliding seat depth (9) Multi position tilt lock</p> | <table border="1"> <thead> <tr> <th></th> <th>W</th> <th>D</th> <th>H</th> </tr> </thead> <tbody> <tr> <td>Overall</td> <td>25.5</td> <td>24</td> <td>38</td> </tr> <tr> <td>Seat</td> <td>20</td> <td>17-20</td> <td>16.5-21.5</td> </tr> <tr> <td>Back</td> <td>18.5</td> <td></td> <td>21</td> </tr> </tbody> </table> <p>Unit weight: 43LB 19.5 KG Carton weight: 55 LB 24.95 KG Carton volume: 10.5 FT³ 0.29 MT³ (KD)</p> | | W | D | H | Overall | 25.5 | 24 | 38 | Seat | 20 | 17-20 | 16.5-21.5 | Back | 18.5 | | 21 | <table border="1"> <thead> <tr> <th></th> <th>1</th> <th>2</th> </tr> </thead> <tbody> <tr> <td rowspan="2">Mesh</td> <td>6322-8</td> <td>\$800.00</td> <td>\$828.00</td> </tr> <tr> <td>6322P-8</td> <td>\$800.00</td> <td>\$828.00</td> </tr> <tr> <td colspan="4">P-Seat: 18"W x 15-18"D x 17.5-21.5"H</td> </tr> <tr> <td rowspan="2">Upholstered</td> <td>6332-8MO</td> <td>\$846.00</td> <td>\$902.00</td> </tr> <tr> <td>6332P-8MO</td> <td>\$846.00</td> <td>\$902.00</td> </tr> <tr> <td colspan="4">P-Seat: 18"W x 15-18"D x 17.5-22.5"H</td> </tr> </tbody> </table> | | 1 | 2 | Mesh | 6322-8 | \$800.00 | \$828.00 | 6322P-8 | \$800.00 | \$828.00 | P-Seat: 18"W x 15-18"D x 17.5-21.5"H | | | | Upholstered | 6332-8MO | \$846.00 | \$902.00 | 6332P-8MO | \$846.00 | \$902.00 | P-Seat: 18"W x 15-18"D x 17.5-22.5"H | | | |
| | | | | W | D | H | | | | | | | | | | | | | | | | | | | | | | | | | | | | | | | | | | | | | | |
| Overall | 25.5 | 24 | 38 | | | | | | | | | | | | | | | | | | | | | | | | | | | | | | | | | | | | | | | | | |
| Seat | 20 | 17-20 | 16.5-21.5 | | | | | | | | | | | | | | | | | | | | | | | | | | | | | | | | | | | | | | | | | |
| Back | 18.5 | | 21 | | | | | | | | | | | | | | | | | | | | | | | | | | | | | | | | | | | | | | | | | |
| | 1 | 2 | | | | | | | | | | | | | | | | | | | | | | | | | | | | | | | | | | | | | | | | | | |
| Mesh | 6322-8 | \$800.00 | \$828.00 | | | | | | | | | | | | | | | | | | | | | | | | | | | | | | | | | | | | | | | | | |
| | 6322P-8 | \$800.00 | \$828.00 | | | | | | | | | | | | | | | | | | | | | | | | | | | | | | | | | | | | | | | | | |
| P-Seat: 18"W x 15-18"D x 17.5-21.5"H | | | | | | | | | | | | | | | | | | | | | | | | | | | | | | | | | | | | | | | | | | | | |
| Upholstered | 6332-8MO | \$846.00 | \$902.00 | | | | | | | | | | | | | | | | | | | | | | | | | | | | | | | | | | | | | | | | | |
| | 6332P-8MO | \$846.00 | \$902.00 | | | | | | | | | | | | | | | | | | | | | | | | | | | | | | | | | | | | | | | | | |
| P-Seat: 18"W x 15-18"D x 17.5-22.5"H | | | | | | | | | | | | | | | | | | | | | | | | | | | | | | | | | | | | | | | | | | | | |
| <ul style="list-style-type: none"> • Weight sensing mechanism | | | | | | | | | | | | | | | | | | | | | | | | | | | | | | | | | | | | | | | | | | | | |
|  <p>Standard Back 6322-6 Non-Tilt with arms</p> |  <p>ADJUSTMENTS (2) Pneumatic seat height (8) Manual seat depth</p> | <table border="1"> <thead> <tr> <th></th> <th>W</th> <th>D</th> <th>H</th> </tr> </thead> <tbody> <tr> <td>Overall</td> <td>25.5</td> <td>24</td> <td>37.5</td> </tr> <tr> <td>Seat</td> <td>20</td> <td>17.5</td> <td>17-22</td> </tr> <tr> <td>Back</td> <td>18.5</td> <td></td> <td>21</td> </tr> </tbody> </table> <p>Unit weight: 35 LB 15.9 KG Carton weight: 47 LB 21.32 KG Carton volume: 10.5 FT³ 0.29 MT³ (KD)</p> | | W | D | H | Overall | 25.5 | 24 | 37.5 | Seat | 20 | 17.5 | 17-22 | Back | 18.5 | | 21 | <table border="1"> <thead> <tr> <th></th> <th>1</th> <th>2</th> </tr> </thead> <tbody> <tr> <td rowspan="2">Mesh</td> <td>6322-6</td> <td>\$675.00</td> <td>\$703.00</td> </tr> <tr> <td>6322P-6</td> <td>\$675.00</td> <td>\$703.00</td> </tr> <tr> <td colspan="4">P-Seat: 18"W x 15.5"D x 17-22"H</td> </tr> <tr> <td rowspan="2">Upholstered</td> <td>6332-6MO</td> <td>\$721.00</td> <td>\$777.00</td> </tr> <tr> <td>6332P-6MO</td> <td>\$721.00</td> <td>\$777.00</td> </tr> <tr> <td colspan="4">P-Seat: 18"W x 15-18"D x 17.5-22.5"H</td> </tr> </tbody> </table> | | 1 | 2 | Mesh | 6322-6 | \$675.00 | \$703.00 | 6322P-6 | \$675.00 | \$703.00 | P-Seat: 18"W x 15.5"D x 17-22"H | | | | Upholstered | 6332-6MO | \$721.00 | \$777.00 | 6332P-6MO | \$721.00 | \$777.00 | P-Seat: 18"W x 15-18"D x 17.5-22.5"H | | | |
| | | | | W | D | H | | | | | | | | | | | | | | | | | | | | | | | | | | | | | | | | | | | | | | |
| Overall | 25.5 | 24 | 37.5 | | | | | | | | | | | | | | | | | | | | | | | | | | | | | | | | | | | | | | | | | |
| Seat | 20 | 17.5 | 17-22 | | | | | | | | | | | | | | | | | | | | | | | | | | | | | | | | | | | | | | | | | |
| Back | 18.5 | | 21 | | | | | | | | | | | | | | | | | | | | | | | | | | | | | | | | | | | | | | | | | |
| | 1 | 2 | | | | | | | | | | | | | | | | | | | | | | | | | | | | | | | | | | | | | | | | | | |
| Mesh | 6322-6 | \$675.00 | \$703.00 | | | | | | | | | | | | | | | | | | | | | | | | | | | | | | | | | | | | | | | | | |
| | 6322P-6 | \$675.00 | \$703.00 | | | | | | | | | | | | | | | | | | | | | | | | | | | | | | | | | | | | | | | | | |
| P-Seat: 18"W x 15.5"D x 17-22"H | | | | | | | | | | | | | | | | | | | | | | | | | | | | | | | | | | | | | | | | | | | | |
| Upholstered | 6332-6MO | \$721.00 | \$777.00 | | | | | | | | | | | | | | | | | | | | | | | | | | | | | | | | | | | | | | | | | |
| | 6332P-6MO | \$721.00 | \$777.00 | | | | | | | | | | | | | | | | | | | | | | | | | | | | | | | | | | | | | | | | | |
| P-Seat: 18"W x 15-18"D x 17.5-22.5"H | | | | | | | | | | | | | | | | | | | | | | | | | | | | | | | | | | | | | | | | | | | | |
| <ul style="list-style-type: none"> • May be applied to Side Chair category with 4F cylinder & Casters or C7 Glides | | | | | | | | | | | | | | | | | | | | | | | | | | | | | | | | | | | | | | | | | | | | |
|  <p>Standard Back 6323-6 Non-Tilt without arms</p> | <ul style="list-style-type: none"> • Fixed height only. • Side Chair category only. May be used with Casters or C7 Glides, no upcharge. | <table border="1"> <thead> <tr> <th></th> <th>W</th> <th>D</th> <th>H</th> </tr> </thead> <tbody> <tr> <td>Overall</td> <td>20</td> <td>24</td> <td>37.5</td> </tr> <tr> <td>Seat</td> <td>20</td> <td>17.5</td> <td>17-22</td> </tr> <tr> <td>Back</td> <td>18.5</td> <td></td> <td>21</td> </tr> </tbody> </table> <p>Unit weight: 29 LB 13.2 KG Carton weight: 41 LB 18.6 KG Carton volume: 10.5 FT³ 0.29 MT³ (KD)</p> | | W | D | H | Overall | 20 | 24 | 37.5 | Seat | 20 | 17.5 | 17-22 | Back | 18.5 | | 21 | <table border="1"> <thead> <tr> <th></th> <th>1</th> <th>2</th> </tr> </thead> <tbody> <tr> <td rowspan="2">Mesh</td> <td>6323-6-4F</td> <td>\$543.00</td> <td>\$571.00</td> </tr> <tr> <td>6323P-6-4F</td> <td>\$543.00</td> <td>\$571.00</td> </tr> <tr> <td colspan="4">P-Seat: 18"W x 15.5"D x 17-22"H</td> </tr> <tr> <td rowspan="2">Upholstered</td> <td>6333-6MO</td> <td>\$589.00</td> <td>\$645.00</td> </tr> <tr> <td>6333P-6MO</td> <td>\$589.00</td> <td>\$645.00</td> </tr> <tr> <td colspan="4">P-Seat: 18"W x 15-18"D x 17.5-22.5"H</td> </tr> </tbody> </table> | | 1 | 2 | Mesh | 6323-6-4F | \$543.00 | \$571.00 | 6323P-6-4F | \$543.00 | \$571.00 | P-Seat: 18"W x 15.5"D x 17-22"H | | | | Upholstered | 6333-6MO | \$589.00 | \$645.00 | 6333P-6MO | \$589.00 | \$645.00 | P-Seat: 18"W x 15-18"D x 17.5-22.5"H | | | |
| | | | | W | D | H | | | | | | | | | | | | | | | | | | | | | | | | | | | | | | | | | | | | | | |
| Overall | 20 | 24 | 37.5 | | | | | | | | | | | | | | | | | | | | | | | | | | | | | | | | | | | | | | | | | |
| Seat | 20 | 17.5 | 17-22 | | | | | | | | | | | | | | | | | | | | | | | | | | | | | | | | | | | | | | | | | |
| Back | 18.5 | | 21 | | | | | | | | | | | | | | | | | | | | | | | | | | | | | | | | | | | | | | | | | |
| | 1 | 2 | | | | | | | | | | | | | | | | | | | | | | | | | | | | | | | | | | | | | | | | | | |
| Mesh | 6323-6-4F | \$543.00 | \$571.00 | | | | | | | | | | | | | | | | | | | | | | | | | | | | | | | | | | | | | | | | | |
| | 6323P-6-4F | \$543.00 | \$571.00 | | | | | | | | | | | | | | | | | | | | | | | | | | | | | | | | | | | | | | | | | |
| P-Seat: 18"W x 15.5"D x 17-22"H | | | | | | | | | | | | | | | | | | | | | | | | | | | | | | | | | | | | | | | | | | | | |
| Upholstered | 6333-6MO | \$589.00 | \$645.00 | | | | | | | | | | | | | | | | | | | | | | | | | | | | | | | | | | | | | | | | | |
| | 6333P-6MO | \$589.00 | \$645.00 | | | | | | | | | | | | | | | | | | | | | | | | | | | | | | | | | | | | | | | | | |
| P-Seat: 18"W x 15-18"D x 17.5-22.5"H | | | | | | | | | | | | | | | | | | | | | | | | | | | | | | | | | | | | | | | | | | | | |



| DESCRIPTION | FEATURES | DIMENSIONS (in) | | | MODEL # | GRADES | | | | | | | | | | | | | | | | | | | | | | | | | | | | | | | | | | | | | |
|---|--|---|----------|---|---------|--------|----------------|------|----|----|-------------|----|------|-------|-------------|------|--|----|--|------|---------------|----------|----------|----------------|----------|----------|---------------------------------|--|--|--|-------------|-----------------|----------|----------|------------------|----------|----------|--------------------------------------|--|--|--|--|--|
| | | | | | | 1 | 2 | | | | | | | | | | | | | | | | | | | | | | | | | | | | | | | | | | | | |
|  <p>Standard Back Stool</p> <p>6328-6 Non-Tilt with arms</p> |  <p>ADJUSTMENTS (2) Pneumatic seat height (6) Back/lumbar height</p> | <table border="1"> <thead> <tr> <th></th> <th>W</th> <th>D</th> <th>H</th> </tr> </thead> <tbody> <tr> <td>Overall</td> <td>25.5</td> <td>24</td> <td>48</td> </tr> <tr> <td>Seat</td> <td>20</td> <td>17.5</td> <td>23-33</td> </tr> <tr> <td>Back</td> <td>18.5</td> <td></td> <td>21</td> </tr> </tbody> </table> <p>Unit weight: 38 LB 17.3 KG Carton weight: 50 LB 22.68 KG Carton volume: 10.5 FT³ 0.29 MT³ (KD)</p> | | W | D | H | Overall | 25.5 | 24 | 48 | Seat | 20 | 17.5 | 23-33 | Back | 18.5 | | 21 | <table border="1"> <tbody> <tr> <td rowspan="2">Mesh</td> <td>6328-6</td> <td>\$842.00</td> <td>\$870.00</td> </tr> <tr> <td>6328P-6</td> <td>\$842.00</td> <td>\$870.00</td> </tr> <tr> <td colspan="4">P-Seat: 18"W x 15.5"D x 23-33"H</td> </tr> <tr> <td rowspan="2">Upholstered</td> <td>6338-6MO</td> <td>\$888.00</td> <td>\$944.00</td> </tr> <tr> <td>6338P-6MO</td> <td>\$888.00</td> <td>\$944.00</td> </tr> <tr> <td colspan="4">P-Seat: 18"W x 15-18"D x 17.5-22.5"H</td> </tr> </tbody> </table> | Mesh | 6328-6 | \$842.00 | \$870.00 | 6328P-6 | \$842.00 | \$870.00 | P-Seat: 18"W x 15.5"D x 23-33"H | | | | Upholstered | 6338-6MO | \$888.00 | \$944.00 | 6338P-6MO | \$888.00 | \$944.00 | P-Seat: 18"W x 15-18"D x 17.5-22.5"H | | | | | |
| | | | | W | D | H | | | | | | | | | | | | | | | | | | | | | | | | | | | | | | | | | | | | | |
| Overall | 25.5 | 24 | 48 | | | | | | | | | | | | | | | | | | | | | | | | | | | | | | | | | | | | | | | | |
| Seat | 20 | 17.5 | 23-33 | | | | | | | | | | | | | | | | | | | | | | | | | | | | | | | | | | | | | | | | |
| Back | 18.5 | | 21 | | | | | | | | | | | | | | | | | | | | | | | | | | | | | | | | | | | | | | | | |
| Mesh | 6328-6 | \$842.00 | \$870.00 | | | | | | | | | | | | | | | | | | | | | | | | | | | | | | | | | | | | | | | | |
| | 6328P-6 | \$842.00 | \$870.00 | | | | | | | | | | | | | | | | | | | | | | | | | | | | | | | | | | | | | | | | |
| P-Seat: 18"W x 15.5"D x 23-33"H | | | | | | | | | | | | | | | | | | | | | | | | | | | | | | | | | | | | | | | | | | | |
| Upholstered | 6338-6MO | \$888.00 | \$944.00 | | | | | | | | | | | | | | | | | | | | | | | | | | | | | | | | | | | | | | | | |
| | 6338P-6MO | \$888.00 | \$944.00 | | | | | | | | | | | | | | | | | | | | | | | | | | | | | | | | | | | | | | | | |
| P-Seat: 18"W x 15-18"D x 17.5-22.5"H | | | | | | | | | | | | | | | | | | | | | | | | | | | | | | | | | | | | | | | | | | | |





ROTARY TASK AND STOOLS
Large Occupant / Mult Shift / Heavy Duty



Concorde.....46



Obusforme Comfort TS...50



Saxon.....56



G1 Ergo Select TS.....47



Obusforme Comfort XL...51



Vion TS.....57



Granada TS.....49



Robust.....55

Concorde®



model 2424

STANDARD FEATURES

- Heavy duty Synchro tilter with multi-position lock control
- High back compound curved moulded foam
- Adjustable seat depth
- Deep seat (-18) offers extended depth adjustability
- Vertical back height and lumbar adjustment
- Fixed height arms house tilt & seat height push button controls
- Seat height starts at 18" off the ground for taller individuals
- Heavy duty five prong black injection moulded nylon base
- Dual wheel carpet casters (C10)
- Ships fully assembled (FA)
- 350 lbs active weight capacity
- Rated for multi-shift use

OPTIONAL FEATURES


- Polished Aluminum base, add \$110 (ALU)
- Hard floor casters, add \$24 (C10R)
- Knock-down packaging in carton, add \$21 (KD)

• For 24 hour application, Global's limited lifetime warranty is applicable only on fabrics that are rated for 100,000+ double rubs.

- Meets or exceeds SA required CGSB & BIFMA requirements



* Prices are manufacture list and not discounted. Please contact Global directly or an authorized distributor for pricing.

| DESCRIPTION | FEATURES | DIMENSIONS (in) | | | MODEL # | GRADES | | |
|--|---|------------------------------|------|-------|---------------------------------|-------------------------------------|----|---|
| | | W | D | H | | 1 | 2 | |
|  High Back 2424 Synchro Tilter | ADJUSTMENTS - Tilt tension - Sliding seat depth - 7 position back height - Synchro tilt action - Anti kick back - 2 button control Right arm - Pneumatic seat height Left arm - 5 position tilt lock | Overall | 28.5 | 27 | 50 | 2424 | -- | \$2,280.00 |
| | | Seat | 21 | 16-18 | 18-22 | 2424-18 | -- | \$2,280.00 |
| | | Back | 21 | | 28-31 | Deep Seat: 24"W x 18-20"D x 18-22"H | | |
| | | Unit weight: 70 LB 31.8 KG | | | Carton weight: 78 LB 35.38 KG | | | Carton volume: 23.5 FT³ 0.66 MT³ (FA) |



G1 ERGO SELECT™ TS



model TS7333-3

STANDARD FEATURES

- Heavy duty back tilt multi-tilters
- Seats and backs in two sizes: Standard (S) and Generous (G)
- Adjustable seat depth & deep extended depth adjustment
- Depth adjustable lumbar
- Standard height adjustable seat
- Height, width, & swivel adjustable T-arms (G5)
- Five prong black injection moulded nylon base
- Dual wheel carpet casters (C82)
- Ships knock-down for on-site assembly (KD)
- **350 lbs active weight capacity**
- **Rated for multi-shift use**
- *For 24 hour application, Global's limited lifetime warranty is applicable only on fabrics that are rated for 100,000+ double rubs.*
- Meets or exceeds SA required CGSB & BIFMA requirements

OPTIONAL FEATURES


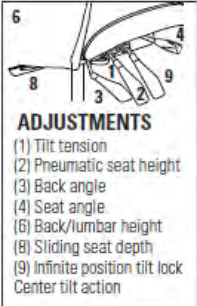

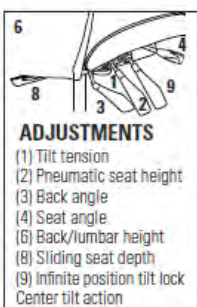
- Fixed height T-arm, no upcharge (1V)
- Height and width adjustable T-arm, no upcharge (G4-WA)
- Height, width & swivel adjustable 4" w T-arm, Add \$55 (H1)
- Height, width & swivel adjustable 5" w T-arm, Add \$88 (H2)
- Fixed height black C-arm, no upcharge (C)
- Fixed polished aluminum C-arm, add \$93 (CA)
- Polished aluminum spider base, add \$110 (ALU)
- Hard floor casters, add \$17 (C82R)
- Fully assembled in carton, add \$19 (SU)




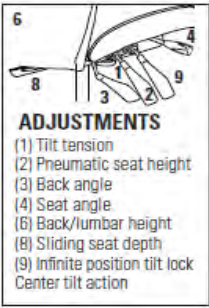
Model TS7331-3

* Prices are manufacture list and not discounted. Please contact Global directly or an authorized distributor for pricing.



| DESCRIPTION | FEATURES | DIMENSIONS (in) | | | MODEL # | GRADES | | |
|--|---|---|-------|------------|-----------|--|------------|------------|
| | | W | D | H | | 1 | 2 | |
|  <p>Standard Back TS7331-3 Independent Back Multi-Tilter</p> |  <p>ADJUSTMENTS (1) Tilt tension (2) Pneumatic seat height (3) Back angle (4) Seat angle (6) Back/lumbar height (8) Sliding seat depth (9) Infinite position tilt lock Center tilt action</p> | Overall | 24.5 | 23 | 42 | TS7331-3-S | \$1,052.00 | \$1,098.00 |
| | | Seat | 18.5 | 16.5-18.75 | 17.5-21.5 | TS7331-3-G | \$1,052.00 | \$1,098.00 |
| | | Back | 19 | | 22 | G-Seat: 18.5"W x 17.25"-19.5"D x 17.5-21.5"H | | |
| | | Unit weight: 54 LB 24.5 KG | | | | | | |
| | | Carton weight: 66 LB 29.94 KG | | | | | | |
| | | Carton volume: 10.5 FT ³ 0.29 MT ³ (KD) | | | | | | |
|  <p>Standard Back TS7332-3 Independent Back Multi-Tilter</p> |  <p>ADJUSTMENTS (1) Tilt tension (2) Pneumatic seat height (3) Back angle (4) Seat angle (6) Back/lumbar height (8) Sliding seat depth (9) Infinite position tilt lock Center tilt action</p> | Overall | 24.5 | 23 | 45.5 | TS7332-3-S | \$1,073.00 | \$1,122.00 |
| | | Seat | 19.75 | 16.5-18.75 | 17.5-21.5 | TS7332-3-G | \$1,073.00 | \$1,122.00 |
| | | Back | 19 | | 24.5 | G-Seat: 19.75"W x 17.25"-19.5"D x 16"-20"H | | |
| | | Unit weight: 56 LB 25.5 KG | | | | | | |
| | | Carton weight: 68 LB 30.84 KG | | | | | | |
| | | Carton volume: 10.5 FT ³ 0.29 MT ³ (KD) | | | | | | |



| DESCRIPTION | FEATURES | DIMENSIONS (in) | | | MODEL # | GRADES | | |
|---|---|------------------------------|-------|------------|---------------------------------|--|------------|---|
| | | | | | | 1 | 2 | |
|  <p>High Back TS7333-3 Independent Back Multi-Tilter</p> |  <p>ADJUSTMENTS (1) Tilt tension (2) Pneumatic seat height (3) Back angle (4) Seat angle (6) Back/lumbar height (8) Sliding seat depth (9) Infinite position tilt lock Center tilt action</p> | Overall | 24.5 | 24 | 51 | TS7333-3-S | \$1,094.00 | \$1,150.00 |
| | | Seat | 19.75 | 16.5-18.75 | 17.5-21.5 | TS7333-3-G | \$1,094.00 | \$1,150.00 |
| | | Back | 19.5 | | 27 | G-Seat: 19.75"W x 17.25"-19.5"D x 16"-20"H | | |
| | | Unit weight: 58 LB 26.4 KG | | | Carton weight: 71 LB 32.21 KG | | | Carton volume: 11 FT ³ 0.31 MT ³ (KD) |



GRANADA® TS



model TS3217

STANDARD FEATURES

- Heavy duty back tilt multi-tilters
- Sculpted back with pronounced lumbar support.
- Adjustable seat depth
- Fully upholstered seat and back
- Available in two Standard back heights with lumbar adjustment
- Standard height adjustable seat
- Height adjustable T-arms (3N)
- Five prong black injection moulded nylon base
- Dual wheel carpet casters (C10)
- Ships knock-down for on-site assembly (KD)
- **350 lbs active weight capacity**
- **Rated for multi-shift use**
- *For 24 hour application, Global's limited lifetime warranty is applicable only on fabrics that are rated for 100,000+ double rubs.*
- Meets or exceeds SA required CGSB & BIFMA requirements

OPTIONAL FEATURES


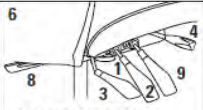

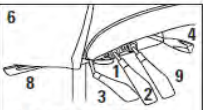
- Memory foam, add \$64 (MF)
- Fixed height T-arm, no upcharge (1V)
- Height and width adjustable T-arm, add \$59 (G4-WA)
- Height, width & swivel adjustable T-arm, add \$59 (G5-WA)
- Plastic back edge guard, add \$18 (EG)
- Hard floor casters, add \$24 (C10R)
- Fully assembled in carton, add \$19 (SU)



model TS3212

* Prices are manufacture list and not discounted. Please contact Global directly or an authorized distributor for pricing.



| DESCRIPTION | FEATURES | DIMENSIONS (in) | MODEL # | GRADES | | | | | | | | | | | | | | | | | |
|--|---|---|-----------|--------|---|---|----------------|----|------|----|-------------|------|---------|-----------|-------------|----|--|-----------|--------|----------|----------|
| | | | | 1 | 2 | | | | | | | | | | | | | | | | |
|  <p>Standard Back TS3212 Independent Back Multi-Tilter</p> |  <p>ADJUSTMENTS (1) Tilt tension (2) Pneumatic seat height (3) Back angle (4) Seat angle (6) Back/lumbar height (8) Sliding seat depth (9) Infinite position tilt lock Center tilt action</p> | <table border="1"> <thead> <tr> <th></th> <th>W</th> <th>D</th> <th>H</th> </tr> </thead> <tbody> <tr> <td>Overall</td> <td>26</td> <td>24</td> <td>40</td> </tr> <tr> <td>Seat</td> <td>20.5</td> <td>17-19.5</td> <td>17.5-21.5</td> </tr> <tr> <td>Back</td> <td>19</td> <td></td> <td>17.5-21.5</td> </tr> </tbody> </table> <p>Unit weight: 48 LB 21.8 KG Carton weight: 57 LB 25.85 KG Carton volume: 9.25 FT³ 0.26 MT³ (KD)</p> | | W | D | H | Overall | 26 | 24 | 40 | Seat | 20.5 | 17-19.5 | 17.5-21.5 | Back | 19 | | 17.5-21.5 | TS3212 | \$881.00 | \$923.00 |
| | | | W | D | H | | | | | | | | | | | | | | | | |
| Overall | 26 | 24 | 40 | | | | | | | | | | | | | | | | | | |
| Seat | 20.5 | 17-19.5 | 17.5-21.5 | | | | | | | | | | | | | | | | | | |
| Back | 19 | | 17.5-21.5 | | | | | | | | | | | | | | | | | | |
|  <p>Standard Back TS3217 Independent Back Multi-Tilter</p> |  <p>ADJUSTMENTS (1) Tilt tension (2) Pneumatic seat height (3) Back angle (4) Seat angle (6) Back/lumbar height (8) Sliding seat depth (9) Infinite position tilt lock Center tilt action</p> | <table border="1"> <thead> <tr> <th></th> <th>W</th> <th>D</th> <th>H</th> </tr> </thead> <tbody> <tr> <td>Overall</td> <td>26</td> <td>24.5</td> <td>43</td> </tr> <tr> <td>Seat</td> <td>20.5</td> <td>17-19.5</td> <td>17.5-21.5</td> </tr> <tr> <td>Back</td> <td>19</td> <td></td> <td>21.5-25.5</td> </tr> </tbody> </table> <p>Unit weight: 51 LB 23.2 KG Carton weight: 60 LB 27.22 KG Carton volume: 10.5 FT³ 0.29 MT³ (KD)</p> | | W | D | H | Overall | 26 | 24.5 | 43 | Seat | 20.5 | 17-19.5 | 17.5-21.5 | Back | 19 | | 21.5-25.5 | TS3217 | \$914.00 | \$963.00 |
| | | | W | D | H | | | | | | | | | | | | | | | | |
| Overall | 26 | 24.5 | 43 | | | | | | | | | | | | | | | | | | |
| Seat | 20.5 | 17-19.5 | 17.5-21.5 | | | | | | | | | | | | | | | | | | |
| Back | 19 | | 21.5-25.5 | | | | | | | | | | | | | | | | | | |



OBUSFORME® COMFORT TS



model TS1260-3

STANDARD FEATURES

- Heavy duty back tilt multi-tilters
- Adjustable seat depths supports medium and deep ranges
- Standard and high elastomeric back support system
- Height and Depth adjustable Schukra™ lumbar
- Standard height adjustable seat
- Height & width adjustable T-arms (G3)
- Five prong black injection moulded nylon base
- Dual wheel carpet casters (C10)
- Ships knock-down for on-site assembly (KD)
- **350 lbs active weight capacity**
- **Rated for multi-shift use**
- *For 24 hour application, Global's limited lifetime warranty is applicable only on fabrics that are rated for 100,000+ double rubs.*
- Meets or exceeds SA required CGSB & BIFMA requirements

OPTIONAL FEATURES


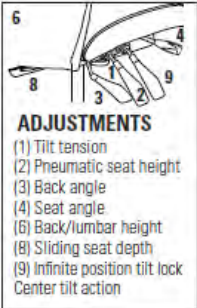

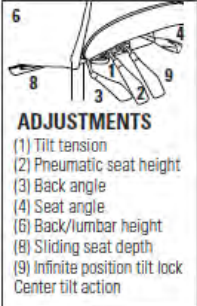
- Memory foam seat, add \$64 (MF)
- Low rise seat, no upcharge (BL4)
- Fixed height T-arm, no upcharge (1V)
- Height and width adjustable T-arm, no upcharge (G4)
- Height, width & swivel adjustable T-arm, no upcharge (G5)
- Polished aluminum spider base, add \$110 (ALU)
- Hard floor casters, add \$24 (C10R)
- Fully assembled in carton, add \$19 (SU)



Model TS1261-3

* Prices are manufacture list and not discounted. Please contact Global directly or an authorized distributor for pricing.



| DESCRIPTION | FEATURES | DIMENSIONS (in) | MODEL # | GRADES | | | | | | | | | | | | | | | | | |
|--|---|--|-----------|--|------------|---|----------------|----|----|----|-------------|----|-----------|-------|-------------|------|--|----------|----------|------------|------------|
| | | | | 1 | 2 | | | | | | | | | | | | | | | | |
|  <p>High Back TS1260-3 Independent Back Multi-Tilter</p> |  <p>ADJUSTMENTS (1) Tilt tension (2) Pneumatic seat height (3) Back angle (4) Seat angle (6) Back/lumbar height (8) Sliding seat depth (9) Infinite position tilt lock Center tilt action</p> | <table border="1"> <thead> <tr> <th></th> <th>W</th> <th>D</th> <th>H</th> </tr> </thead> <tbody> <tr> <td>Overall</td> <td>26</td> <td>25</td> <td>48</td> </tr> <tr> <td>Seat</td> <td>21</td> <td>17.5-20.5</td> <td>16-20</td> </tr> <tr> <td>Back</td> <td>19.5</td> <td></td> <td>27-32.25</td> </tr> </tbody> </table> <p>Unit weight: 60 LB 27.3 KG Carton weight: 69 LB 31.3 KG Carton volume: 11 FT³ 0.31 MT³ (KD)</p> | | W | D | H | Overall | 26 | 25 | 48 | Seat | 21 | 17.5-20.5 | 16-20 | Back | 19.5 | | 27-32.25 | TS1260-3 | \$1,074.00 | \$1,137.00 |
| | | | | W | D | H | | | | | | | | | | | | | | | |
| Overall | 26 | 25 | 48 | | | | | | | | | | | | | | | | | | |
| Seat | 21 | 17.5-20.5 | 16-20 | | | | | | | | | | | | | | | | | | |
| Back | 19.5 | | 27-32.25 | | | | | | | | | | | | | | | | | | |
| | | | TS1260P-3 | \$1,074.00 | \$1,033.00 | | | | | | | | | | | | | | | | |
| | | | | P-Seat: 19.5"W x 16.75-19.25"D x 16-20"H | | | | | | | | | | | | | | | | | |
|  <p>Standard Back TS1261-3 Independent Back Multi-Tilter</p> |  <p>ADJUSTMENTS (1) Tilt tension (2) Pneumatic seat height (3) Back angle (4) Seat angle (6) Back/lumbar height (8) Sliding seat depth (9) Infinite position tilt lock Center tilt action</p> | <table border="1"> <thead> <tr> <th></th> <th>W</th> <th>D</th> <th>H</th> </tr> </thead> <tbody> <tr> <td>Overall</td> <td>26</td> <td>25</td> <td>44</td> </tr> <tr> <td>Seat</td> <td>21</td> <td>17.5-20.5</td> <td>16-20</td> </tr> <tr> <td>Back</td> <td>19.5</td> <td></td> <td>22-27.25</td> </tr> </tbody> </table> <p>Unit weight: 58 LB 26.4 KG Carton weight: 67 LB 30.39 KG Carton volume: 10.5 FT³ 0.29 MT³ (KD)</p> | | W | D | H | Overall | 26 | 25 | 44 | Seat | 21 | 17.5-20.5 | 16-20 | Back | 19.5 | | 22-27.25 | TS1261-3 | \$1,030.00 | \$1,086.00 |
| | | | | W | D | H | | | | | | | | | | | | | | | |
| Overall | 26 | 25 | 44 | | | | | | | | | | | | | | | | | | |
| Seat | 21 | 17.5-20.5 | 16-20 | | | | | | | | | | | | | | | | | | |
| Back | 19.5 | | 22-27.25 | | | | | | | | | | | | | | | | | | |
| | | | TS1261P-3 | \$1,030.00 | \$1,086.00 | | | | | | | | | | | | | | | | |
| | | | | P-Seat: 19.5"W x 16.75-19.25"D x 16-20"H | | | | | | | | | | | | | | | | | |



OBUSFORME® COMFORT XL



model 1251-3



Model 1252-8

STANDARD FEATURES

- Heavy duty Synchro and Back Tilt models
- All models provide additional height and/or seat depth, designed to meet the requirements of the large occupant chair (BIFMA X5.11).
- Deep seats with extended adjustment range
- Standard and high elastomeric back support system
- Vertical back height and lumbar adjustment
- Standard height adjustable seat
- Height & width adjustable T-arms (G3)
- Five prong 28" dia. black injection moulded nylon base
- Dual wheel carpet casters (C65)
- Ships fully assembled in carton (FA)
- **400 lbs active weight capacity**
- *For 24 hour application, Global's limited lifetime warranty is applicable only on fabrics that are rated for 100,000+ double rubs.*
- Meets or exceeds SA required CGSB & BIFMA requirements

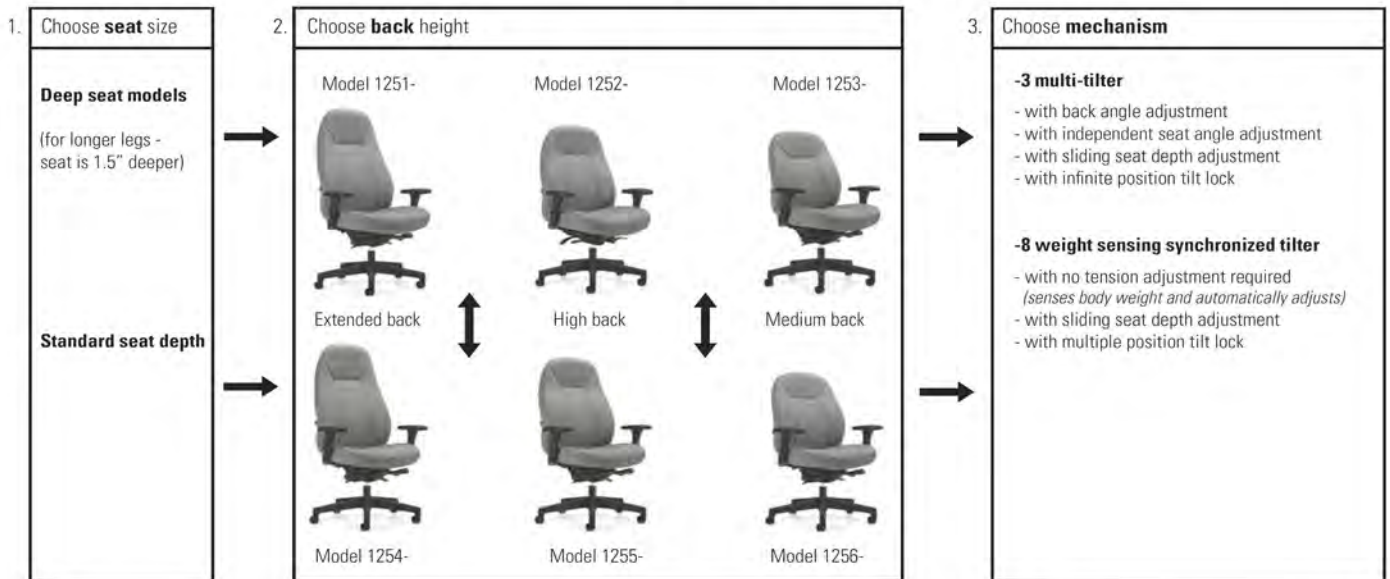
OPTIONAL FEATURES


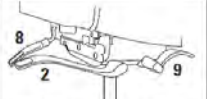



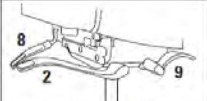

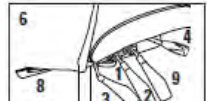
- Memory foam seat, no upcharge (MF)
- Height and width adjustable T-arm, no upcharge (G4)
- Height, width & swivel adjustable T-arm, no upcharge (G5)
- Hard floor casters, add \$17 (C65R)




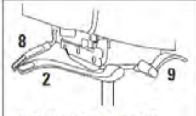

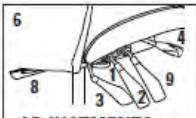

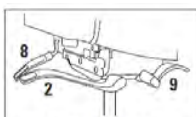

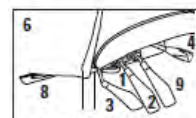
* Prices are manufacture list and not discounted. Please contact Global directly or an authorized distributor for pricing.

Big & Tall ObusForme Comfort XL: Product Map
For users of above average height or weight




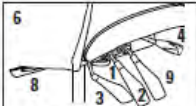

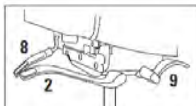

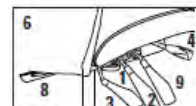


| DESCRIPTION | FEATURES | DIMENSIONS (in) | MODEL # | GRADES | | | | | | | | | | | | | | | | | |
|---|---|---|------------|--------|---|---|----------------|----|----|------|-------------|------|-------|-------|-------------|----|--|------------|--------------------------------|------------------------|--|
| | | | | 1 | 2 | | | | | | | | | | | | | | | | |
|  High Back 1251-8 Synchro Tilter |  ADJUSTMENTS Automatic tilt tension (2) Pneumatic seat height Back/lumbar height (8) Sliding seat depth (9) Multi position tilt lock | <table border="1"> <thead> <tr> <th></th> <th>W</th> <th>D</th> <th>H</th> </tr> </thead> <tbody> <tr> <td>Overall</td> <td>28</td> <td>26</td> <td>53</td> </tr> <tr> <td>Seat</td> <td>23.5</td> <td>19-22</td> <td>17-22</td> </tr> <tr> <td>Back</td> <td>22</td> <td></td> <td>31-36.25</td> </tr> </tbody> </table> Unit weight: 55 LB 25 KG Carton weight: 66 LB 29.94 KG Carton volume: 26 FT³ 0.73 MT³ (FA) | | W | D | H | Overall | 28 | 26 | 53 | Seat | 23.5 | 19-22 | 17-22 | Back | 22 | | 31-36.25 | 1251-8-UC \$1,093.00 | 2 \$1,170.00 | <ul style="list-style-type: none"> • Extra tall/wide back • Wide/deep deat |
| | | | | W | D | H | | | | | | | | | | | | | | | |
| Overall | 28 | 26 | 53 | | | | | | | | | | | | | | | | | | |
| Seat | 23.5 | 19-22 | 17-22 | | | | | | | | | | | | | | | | | | |
| Back | 22 | | 31-36.25 | | | | | | | | | | | | | | | | | | |
|  High Back 1251-3 Independent Back Multi-Tilter |  ADJUSTMENTS (1) Tilt tension (2) Pneumatic seat height (3) Back angle (4) Seat angle (6) Back/lumbar height (8) Sliding seat depth (9) Infinite position tilt lock Center tilt action | <table border="1"> <thead> <tr> <th></th> <th>W</th> <th>D</th> <th>H</th> </tr> </thead> <tbody> <tr> <td>Overall</td> <td>28</td> <td>26</td> <td>53</td> </tr> <tr> <td>Seat</td> <td>23.5</td> <td>19-22</td> <td>17-21</td> </tr> <tr> <td>Back</td> <td>22</td> <td></td> <td>31-36.25</td> </tr> </tbody> </table> Unit weight: 60 LB 27.3 KG Carton weight: 71 LB 32.21 KG Carton volume: 26 FT³ 0.73 MT³ (FA) | | W | D | H | Overall | 28 | 26 | 53 | Seat | 23.5 | 19-22 | 17-21 | Back | 22 | | 31-36.25 | 1251-3-UC \$1,093.00 | 2 \$1,170.00 | <ul style="list-style-type: none"> • Extra tall/wide back • Wide/deep deat |
| | | | | W | D | H | | | | | | | | | | | | | | | |
| Overall | 28 | 26 | 53 | | | | | | | | | | | | | | | | | | |
| Seat | 23.5 | 19-22 | 17-21 | | | | | | | | | | | | | | | | | | |
| Back | 22 | | 31-36.25 | | | | | | | | | | | | | | | | | | |
|  High Back 1252-8 Synchro Tilter |  ADJUSTMENTS Automatic tilt tension (2) Pneumatic seat height Back/lumbar height (8) Sliding seat depth (9) Multi position tilt lock | <table border="1"> <thead> <tr> <th></th> <th>W</th> <th>D</th> <th>H</th> </tr> </thead> <tbody> <tr> <td>Overall</td> <td>28</td> <td>26</td> <td>48.5</td> </tr> <tr> <td>Seat</td> <td>23.5</td> <td>19-22</td> <td>17-22</td> </tr> <tr> <td>Back</td> <td>22</td> <td></td> <td>26.5-31.75</td> </tr> </tbody> </table> Unit weight: 52 LB 23.6 KG Carton weight: 62 LB 28.12 KG Carton volume: 24 FT³ 0.67 MT³ (FA) | | W | D | H | Overall | 28 | 26 | 48.5 | Seat | 23.5 | 19-22 | 17-22 | Back | 22 | | 26.5-31.75 | 1252-8-UC \$1,044.00 | 2 \$1,114.00 | <ul style="list-style-type: none"> • High/wide back • Wide/deep deat |
| | | | | W | D | H | | | | | | | | | | | | | | | |
| Overall | 28 | 26 | 48.5 | | | | | | | | | | | | | | | | | | |
| Seat | 23.5 | 19-22 | 17-22 | | | | | | | | | | | | | | | | | | |
| Back | 22 | | 26.5-31.75 | | | | | | | | | | | | | | | | | | |
|  High Back 1252-3 Independent Back Multi-Tilter |  ADJUSTMENTS (1) Tilt tension (2) Pneumatic seat height (3) Back angle (4) Seat angle (6) Back/lumbar height (8) Sliding seat depth (9) Infinite position tilt lock Center tilt action | <table border="1"> <thead> <tr> <th></th> <th>W</th> <th>D</th> <th>H</th> </tr> </thead> <tbody> <tr> <td>Overall</td> <td>28</td> <td>26</td> <td>48.5</td> </tr> <tr> <td>Seat</td> <td>23.5</td> <td>19-22</td> <td>17-21</td> </tr> <tr> <td>Back</td> <td>22</td> <td></td> <td>26.5-31.75</td> </tr> </tbody> </table> Unit weight: 57 LB 25.9 KG Carton weight: 67 LB 30.39 KG Carton volume: 24 FT³ 0.67 MT³ (FA) | | W | D | H | Overall | 28 | 26 | 48.5 | Seat | 23.5 | 19-22 | 17-21 | Back | 22 | | 26.5-31.75 | 1252-3-UC \$1,044.00 | 2 \$1,114.00 | <ul style="list-style-type: none"> • High/wide back • Wide/deep deat |
| | | | | W | D | H | | | | | | | | | | | | | | | |
| Overall | 28 | 26 | 48.5 | | | | | | | | | | | | | | | | | | |
| Seat | 23.5 | 19-22 | 17-21 | | | | | | | | | | | | | | | | | | |
| Back | 22 | | 26.5-31.75 | | | | | | | | | | | | | | | | | | |



| DESCRIPTION | FEATURES | DIMENSIONS (in) | MODEL # | GRADES | | | | | | | | | | | | | | | | | |
|---|---|---|----------|--------|---|---|----------------|----|------|------|-------------|------|-------|-------|-------------|----|--|----------|---|--|--|
| | | | | 1 | 2 | | | | | | | | | | | | | | | | |
|  Standard Back 1253-8 Synchro Tilter |  ADJUSTMENTS Automatic tilt tension (2) Pneumatic seat height Back/lumbar height (8) Sliding seat depth (9) Multi position tilt lock | <table border="1"> <thead> <tr> <th></th> <th>W</th> <th>D</th> <th>H</th> </tr> </thead> <tbody> <tr> <td>Overall</td> <td>28</td> <td>26</td> <td>44.5</td> </tr> <tr> <td>Seat</td> <td>23.5</td> <td>19-22</td> <td>17-22</td> </tr> <tr> <td>Back</td> <td>22</td> <td></td> <td>22-27.25</td> </tr> </tbody> </table> Unit weight: 49 LB 22.3 KG Carton weight: 58 LB 26.31 KG Carton volume: 22 FT³ 0.62 MT³ (FA) | | W | D | H | Overall | 28 | 26 | 44.5 | Seat | 23.5 | 19-22 | 17-22 | Back | 22 | | 22-27.25 | 1253-8-UC \$996.00 \$1,066.00 • Standard height/wide back • Wide/deep deat | | |
| | | | | W | D | H | | | | | | | | | | | | | | | |
| Overall | 28 | 26 | 44.5 | | | | | | | | | | | | | | | | | | |
| Seat | 23.5 | 19-22 | 17-22 | | | | | | | | | | | | | | | | | | |
| Back | 22 | | 22-27.25 | | | | | | | | | | | | | | | | | | |
|  Standard Back 1253-3 Independent Back Multi-Tilter |  ADJUSTMENTS (1) Tilt tension (2) Pneumatic seat height (3) Back angle (4) Seat angle (6) Back/lumbar height (8) Sliding seat depth (9) Infinite position tilt lock Center tilt action | <table border="1"> <thead> <tr> <th></th> <th>W</th> <th>D</th> <th>H</th> </tr> </thead> <tbody> <tr> <td>Overall</td> <td>28</td> <td>26</td> <td>44.5</td> </tr> <tr> <td>Seat</td> <td>23.5</td> <td>19-22</td> <td>17-22</td> </tr> <tr> <td>Back</td> <td>22</td> <td></td> <td>22-27.25</td> </tr> </tbody> </table> Unit weight: 54 LB 24.5 KG Carton weight: 63 LB 28.58 KG Carton volume: 22 FT³ 0.62 MT³ (FA) | | W | D | H | Overall | 28 | 26 | 44.5 | Seat | 23.5 | 19-22 | 17-22 | Back | 22 | | 22-27.25 | 1253-3-UC \$996.00 \$1,066.00 • Standard height/wide back • Wide/deep deat | | |
| | | | | W | D | H | | | | | | | | | | | | | | | |
| Overall | 28 | 26 | 44.5 | | | | | | | | | | | | | | | | | | |
| Seat | 23.5 | 19-22 | 17-22 | | | | | | | | | | | | | | | | | | |
| Back | 22 | | 22-27.25 | | | | | | | | | | | | | | | | | | |
|  High Back 1254-8 Synchro Tilter |  ADJUSTMENTS Automatic tilt tension (2) Pneumatic seat height Back/lumbar height (8) Sliding seat depth (9) Multi position tilt lock | <table border="1"> <thead> <tr> <th></th> <th>W</th> <th>D</th> <th>H</th> </tr> </thead> <tbody> <tr> <td>Overall</td> <td>28</td> <td>24.5</td> <td>53</td> </tr> <tr> <td>Seat</td> <td>23.5</td> <td>17-20</td> <td>17-22</td> </tr> <tr> <td>Back</td> <td>22</td> <td></td> <td>31-36.25</td> </tr> </tbody> </table> Unit weight: 54 LB 24.5 KG Carton weight: 65 LB 29.48 KG Carton volume: 26 FT³ 0.73 MT³ (FA) | | W | D | H | Overall | 28 | 24.5 | 53 | Seat | 23.5 | 17-20 | 17-22 | Back | 22 | | 31-36.25 | 1254-8-UC \$1,044.00 \$1,121.00 • Extra tall/wide back • Wide seat/standard depth | | |
| | | | | W | D | H | | | | | | | | | | | | | | | |
| Overall | 28 | 24.5 | 53 | | | | | | | | | | | | | | | | | | |
| Seat | 23.5 | 17-20 | 17-22 | | | | | | | | | | | | | | | | | | |
| Back | 22 | | 31-36.25 | | | | | | | | | | | | | | | | | | |
|  High Back 1254-3 Independent Back Multi-Tilter |  ADJUSTMENTS (1) Tilt tension (2) Pneumatic seat height (3) Back angle (4) Seat angle (6) Back/lumbar height (8) Sliding seat depth (9) Infinite position tilt lock Center tilt action | <table border="1"> <thead> <tr> <th></th> <th>W</th> <th>D</th> <th>H</th> </tr> </thead> <tbody> <tr> <td>Overall</td> <td>28</td> <td>24.5</td> <td>53</td> </tr> <tr> <td>Seat</td> <td>23.5</td> <td>17-20</td> <td>17-21</td> </tr> <tr> <td>Back</td> <td>22</td> <td></td> <td>31-36.25</td> </tr> </tbody> </table> Unit weight: 59 LB 26.8 KG Carton weight: 70 LB 31.75 KG Carton volume: 26 FT³ 0.73 MT³ (FA) | | W | D | H | Overall | 28 | 24.5 | 53 | Seat | 23.5 | 17-20 | 17-21 | Back | 22 | | 31-36.25 | 1254-3-UC \$1,044.00 \$1,121.00 • Extra tall/wide back • Wide seat/standard depth | | |
| | | | | W | D | H | | | | | | | | | | | | | | | |
| Overall | 28 | 24.5 | 53 | | | | | | | | | | | | | | | | | | |
| Seat | 23.5 | 17-20 | 17-21 | | | | | | | | | | | | | | | | | | |
| Back | 22 | | 31-36.25 | | | | | | | | | | | | | | | | | | |



| DESCRIPTION | FEATURES | DIMENSIONS (in) | MODEL # | GRADES | | | | | | | | | | | | | | | | | |
|--|---|--|------------|--------|---|---|----------------|----|------|------|-------------|------|-------|-------|-------------|----|--|------------|------------------|----------|------------|
| | | | | 1 | 2 | | | | | | | | | | | | | | | | |
|  High Back 1255-8 Synchro Tilter |  ADJUSTMENTS Automatic tilt tension (2) Pneumatic seat height Back/lumbar height (8) Sliding seat depth (9) Multi position tilt lock | <table border="1"> <thead> <tr> <th></th> <th>W</th> <th>D</th> <th>H</th> </tr> </thead> <tbody> <tr> <td>Overall</td> <td>28</td> <td>24.5</td> <td>48.5</td> </tr> <tr> <td>Seat</td> <td>23.5</td> <td>17-20</td> <td>17-22</td> </tr> <tr> <td>Back</td> <td>22</td> <td></td> <td>26.5-31.75</td> </tr> </tbody> </table> <p>Unit weight: 51 LB 23.2 KG Carton weight: 61 LB 27.67 KG Carton volume: 24 FT³ 0.67 MT³ (FA)</p> | | W | D | H | Overall | 28 | 24.5 | 48.5 | Seat | 23.5 | 17-20 | 17-22 | Back | 22 | | 26.5-31.75 | 1255-8-UC | \$996.00 | \$1,066.00 |
| | | | | W | D | H | | | | | | | | | | | | | | | |
| Overall | 28 | 24.5 | 48.5 | | | | | | | | | | | | | | | | | | |
| Seat | 23.5 | 17-20 | 17-22 | | | | | | | | | | | | | | | | | | |
| Back | 22 | | 26.5-31.75 | | | | | | | | | | | | | | | | | | |
| <ul style="list-style-type: none"> • High/wide back • Wide seat/standard depth | | | | | | | | | | | | | | | | | | | | | |
|  High Back 1255-3 Independent Back Multi-Tilter |  ADJUSTMENTS (1) Tilt tension (2) Pneumatic seat height (3) Back angle (4) Seat angle (6) Back/lumbar height (8) Sliding seat depth (9) Infinite position tilt lock Center tilt action | <table border="1"> <thead> <tr> <th></th> <th>W</th> <th>D</th> <th>H</th> </tr> </thead> <tbody> <tr> <td>Overall</td> <td>28</td> <td>24.5</td> <td>48.5</td> </tr> <tr> <td>Seat</td> <td>23.5</td> <td>17-20</td> <td>17-21</td> </tr> <tr> <td>Back</td> <td>22</td> <td></td> <td>26.5-31.75</td> </tr> </tbody> </table> <p>Unit weight: 56 LB 25.5 KG Carton weight: 66 LB 29.94 KG Carton volume: 24 FT³ 0.67 MT³ (FA)</p> | | W | D | H | Overall | 28 | 24.5 | 48.5 | Seat | 23.5 | 17-20 | 17-21 | Back | 22 | | 26.5-31.75 | 1255-3-UC | \$996.00 | \$1,066.00 |
| | | | | W | D | H | | | | | | | | | | | | | | | |
| Overall | 28 | 24.5 | 48.5 | | | | | | | | | | | | | | | | | | |
| Seat | 23.5 | 17-20 | 17-21 | | | | | | | | | | | | | | | | | | |
| Back | 22 | | 26.5-31.75 | | | | | | | | | | | | | | | | | | |
| <ul style="list-style-type: none"> • High/wide back • Wide seat/standard depth | | | | | | | | | | | | | | | | | | | | | |
|  Standard Back 1256-8 Synchro Tilter |  ADJUSTMENTS Automatic tilt tension (2) Pneumatic seat height Back/lumbar height (8) Sliding seat depth (9) Multi position tilt lock | <table border="1"> <thead> <tr> <th></th> <th>W</th> <th>D</th> <th>H</th> </tr> </thead> <tbody> <tr> <td>Overall</td> <td>28</td> <td>24.5</td> <td>44.5</td> </tr> <tr> <td>Seat</td> <td>23.5</td> <td>17-20</td> <td>17-22</td> </tr> <tr> <td>Back</td> <td>22</td> <td></td> <td>22-27.25</td> </tr> </tbody> </table> <p>Unit weight: 48 LB 21.8 KG Carton weight: 57 LB 25.85 KG Carton volume: 22 FT³ 0.62 MT³ (FA)</p> | | W | D | H | Overall | 28 | 24.5 | 44.5 | Seat | 23.5 | 17-20 | 17-22 | Back | 22 | | 22-27.25 | 1256-8-UC | \$949.00 | \$1,019.00 |
| | | | | W | D | H | | | | | | | | | | | | | | | |
| Overall | 28 | 24.5 | 44.5 | | | | | | | | | | | | | | | | | | |
| Seat | 23.5 | 17-20 | 17-22 | | | | | | | | | | | | | | | | | | |
| Back | 22 | | 22-27.25 | | | | | | | | | | | | | | | | | | |
| <ul style="list-style-type: none"> • Standard/wide back • Wide seat/standard depth | | | | | | | | | | | | | | | | | | | | | |
|  Standard Back 1256-3 Independent Back Multi-Tilter |  ADJUSTMENTS (1) Tilt tension (2) Pneumatic seat height (3) Back angle (4) Seat angle (6) Back/lumbar height (8) Sliding seat depth (9) Infinite position tilt lock Center tilt action | <table border="1"> <thead> <tr> <th></th> <th>W</th> <th>D</th> <th>H</th> </tr> </thead> <tbody> <tr> <td>Overall</td> <td>28</td> <td>24.5</td> <td>44.5</td> </tr> <tr> <td>Seat</td> <td>23.5</td> <td>17-20</td> <td>17-22</td> </tr> <tr> <td>Back</td> <td>22</td> <td></td> <td>22-27.25</td> </tr> </tbody> </table> <p>Unit weight: 53 LB 24.1 KG Carton weight: 62 LB 28.12 KG Carton volume: 22 FT³ 0.62 MT³ (FA)</p> | | W | D | H | Overall | 28 | 24.5 | 44.5 | Seat | 23.5 | 17-20 | 17-22 | Back | 22 | | 22-27.25 | 1256-3-UC | \$949.00 | \$1,019.00 |
| | | | | W | D | H | | | | | | | | | | | | | | | |
| Overall | 28 | 24.5 | 44.5 | | | | | | | | | | | | | | | | | | |
| Seat | 23.5 | 17-20 | 17-22 | | | | | | | | | | | | | | | | | | |
| Back | 22 | | 22-27.25 | | | | | | | | | | | | | | | | | | |
| <ul style="list-style-type: none"> • Standard/wide back • Wide seat/standard depth | | | | | | | | | | | | | | | | | | | | | |



ROBUST™



model 2526

STANDARD FEATURES

- Heavy duty back tilt multi-tilters
- Not intended for average size users
- Fixed deep seat depth with side tension adjustment
- Standard height adjustable seat
- Fixed height solid steel vinyl dipped width adjustable loop arms
- Six prong oval tubular steel 32" dia base
- Large 3" multi-surface non-marking casters
- Ships fully assembled in carton (FA)
- **500 lbs active weight capacity**
- **Rated for multi-shift use**
- *For 24 hour application, Global's limited lifetime warranty is applicable only on fabrics that are rated for 100,000+ double rubs.*
- Meets or exceeds SA required CGSB & BIFMA requirements

OPTIONAL FEATURES


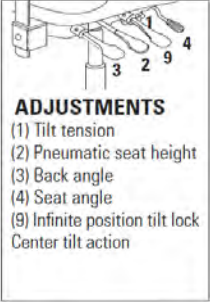

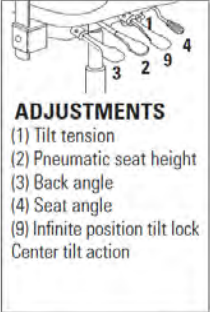
- Memory foam seat, add \$64 (MF)



Model 2527

* Prices are manufacture list and not discounted. Please contact Global directly or an authorized distributor for pricing.



| DESCRIPTION | FEATURES | DIMENSIONS (in) | | | MODEL # | GRADES | | |
|--|---|---|------|------|-----------|--------|--|------------|
| | | W | D | H | | 1 | 2 | |
|  <p>High Back w/ Headrest</p> <p>2526</p> <p>Independent Back Multi-Tilter</p> |  <p>ADJUSTMENTS</p> <p>(1) Tilt tension (2) Pneumatic seat height (3) Back angle (4) Seat angle (9) Infinite position tilt lock Center tilt action</p> | Overall | 29 | 27.5 | 50.5 | 2526 | -- | \$1,846.00 |
| | | Seat | 25.5 | 20 | 16.5-20.5 | | • two-tone fabric combination as standard. The borders along the seat, back and headrest and the "wing design" on the edge of the seat and back are always upholstered in Black. | |
| | | Unit weight: 92 LB 41.8 KG | | | | | | |
| | | Carton weight: 118 LB 53.52 KG | | | | | | |
| | | Carton volume: 33.5 FT ³ 0.94 MT ³ (FA) | | | | | | |
|  <p>Standard Back</p> <p>2527</p> <p>Independent Back Multi-Tilter</p> |  <p>ADJUSTMENTS</p> <p>(1) Tilt tension (2) Pneumatic seat height (3) Back angle (4) Seat angle (9) Infinite position tilt lock Center tilt action</p> | Overall | 29 | 26.5 | 42.5 | 2527 | -- | \$1,710.00 |
| | | Seat | 25.5 | 20 | 16.5-20.5 | | • two-tone fabric combination as standard. The borders along the seat, back and headrest and the "wing design" on the edge of the seat and back are always upholstered in Black. | |
| | | Unit weight: 90 LB 40.9 KG | | | | | | |
| | | Carton weight: 114 LB 51.71 KG | | | | | | |
| | | Carton volume: 29.5 FT ³ 0.83 MT ³ (FA) | | | | | | |



SAXON™



model 2512-3

STANDARD FEATURES

- Heavy duty back tilt multi-tilter for **for police and military**
- Ballistic nylon outer back is resistant to impact damage.
- Deep seat with extended range depth adjustment
- Standard height adjustable seat
- Height and width adjustable fold up arms accommodate equipment belts **(VL)**
- Five prong black injection moulded nylon base
- Dual wheel carpet casters **(C10)**
- Ships knock-down for on-site assembly **(KD)**
- **350 lbs active weight capacity**
- **Rated for multi-shift use**
- *For 24 hour application, Global's limited lifetime warranty is applicable only on fabrics that are rated for 100,000+ double rubs.*
- Meets or exceeds SA required CGSB & BIFMA requirements


OPTIONAL FEATURES

- Memory foam seat, add \$64 **(MF)**
- Height and width adjustable T-arm, no upcharge **(G4)***
- Height, width & swivel adjustable T-arm, no upcharge **(G5)***
- Hard floor casters, add \$24 **(C10R)**
- Fully assembled in carton, add \$19 **(SU)**

* G series arms do not fold away



* Prices are manufacture list and not discounted. Please contact Global directly or an authorized distributor for pricing.

| DESCRIPTION | FEATURES | DIMENSIONS (in) | | | MODEL # | GRADES | | |
|--|---|--|------|------|-----------|--------|----|------------|
| | | W | D | H | | 1 | 2 | |
|  <p>Standard Back 2512-3 Independent Back Multi-Tilter</p> | <p>ADJUSTMENTS (1) Tilt tension (2) Pneumatic seat height (3) Back angle (4) Seat angle (6) Back/lumbar height Sliding seat depth (9) Infinite position tilt lock Center tilt action</p> | Overall | 29 | 27.5 | 50.5 | 2512-3 | 1 | 2 |
| | | Seat | 25.5 | 20 | 16.5-20.5 | | -- | \$1,285.00 |
| | | Back | 22 | | 30 | | | |
| | | Unit weight: 53 LB 24.1 KG | | | | | | |
| | | Carton weight: 60 LB 27.22 KG | | | | | | |
| | | Carton volume: 13 FT ³ 0.36 MT ³ (KD) | | | | | | |



VION™



model TS6321-3



Model TS6331-3MO

STANDARD FEATURES

- Heavy duty Back Tilt multi-tilters
- Upholstered (MO) & Mesh backs available in 10 colors: Aqua (MS75), Black (MS69), Black Cherry (MS76), Blue (MS72), Dust (MS77), Ivory (MS78), Natural (MS74), Paprika (MS79), Rope (MS73) and Stone (MS71).
- Adjustable medium and shallow (P) seat depths
- Standard back heights
- Standard height adjustable seat
- Height adjustable T-arms (AS)
- Black frame and black injection moulded nylon base (BLK)
- Dual wheel carpet casters (C1)
- Ships knock-down for on-site assembly (KD)
- 350 lbs active weight capacity
- Rated for multi-shift use
- For 24 hour application, Global's limited lifetime warranty is applicable only on fabrics that are rated for 100,000+ double rubs.
- Meets or exceeds SA required CGSB & BIFMA requirements

OPTIONAL FEATURES


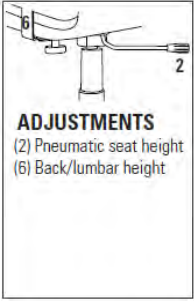
- Adjustable lumbar, add \$14 (LS)
- Memory foam seat, add \$64 (MF)
- Low rise seat, no upcharge (4L)
- Fixed height T-arm, no upcharge (1V)
- Height adjustable T-arm, Fog finish, no upcharge (FA)
- Height & width adjustable T-arm, no upcharge (G4)
- Height, width & swivel adjustable T-arm, no upcharge (G5)
- Black frame and Polished aluminum base, add \$110 (BAU)
- Fog frame and base, add \$110 (FOG)
- Fog frame and Polished Aluminum base, add \$110 (FAU)
- Hard floor casters, add \$17 (C9R)
- Fully assembled in carton, add \$19 (SU)



* Prices are manufacture list and not discounted. Please contact Global directly or an authorized distributor for pricing.

| DESCRIPTION | FEATURES | DIMENSIONS (in) | | | MODEL # | GRADES | |
|---|---|---|------|---------|-----------|---|-------------------|
| | | W | D | H | | 1 | 2 |
| <p>ADJUSTMENTS (1) Tilt tension (2) Pneumatic seat height (3) Back angle (4) Seat angle (8) Sliding seat depth (9) Infinite position tilt lock</p> | <p>Standard Back</p> <p>TS6321-3</p> <p>Independent Back Multi-Tilter</p> | Overall | 25.5 | 24 | 41 | <p>Mesh</p> <p>TS6321-3 \$1,031.00 \$1,059.00</p> <p>TS6321P-3 \$1,031.00 \$1,059.00</p> <p>P-Seat: 18"W x 15-17.5"D x 17.5-21.5"H</p> | <p>1</p> <p>2</p> |
| | | Seat | 20 | 17-19.5 | 17.5-21.5 | | |
| | | Back | 18.5 | | 23 | | |
| | | <p>Unit weight: 50 LB 22.7 KG</p> <p>Carton weight: 62 LB 28.12 KG</p> <p>Carton volume: 10.5 FT³ 0.29 MT³ (KD)</p> | | | | | |
| <p>ADJUSTMENTS (1) Tilt tension (2) Pneumatic seat height (3) Back angle (4) Seat angle (8) Sliding seat depth (9) Infinite position tilt lock</p> | <p>Standard Back</p> <p>TS6322-3</p> <p>Independent Back Multi-Tilter</p> | Overall | 25.5 | 24 | 39 | <p>Mesh</p> <p>TS6322-3 \$984.00 \$1,012.00</p> <p>TS6322P-3 \$984.00 \$1,012.00</p> <p>P-Seat: 18"W x 15-17.5"D x 17.5-21.5"H</p> | <p>1</p> <p>2</p> |
| | | Seat | 20 | 17-19.5 | 17.5-21.5 | | |
| | | Back | 18.5 | | 21 | | |
| | | <p>Unit weight: 48 LB 21.8 KG</p> <p>Carton weight: 60 LB 27.22 KG</p> <p>Carton volume: 10.5 FT³ 0.29 MT³ (KD)</p> | | | | | |
| <p>ADJUSTMENTS (1) Tilt tension (2) Pneumatic seat height (3) Back angle (4) Seat angle (8) Sliding seat depth (9) Infinite position tilt lock</p> | <p>Standard Back</p> <p>TS6332-3MO</p> <p>Independent Back Multi-Tilter</p> | Overall | 25.5 | 24 | 41 | <p>Upholstered</p> <p>TS6331-3MO \$1,077.00 \$1,133.00</p> <p>TS6331P-3MO \$1,077.00 \$1,133.00</p> <p>P-Seat: 18"W x 15-17.5"D x 17.5-21.5"H</p> | <p>1</p> <p>2</p> |
| | | Seat | 20 | 17-19.5 | 17.5-21.5 | | |
| | | Back | 18.5 | | 23 | | |
| | | <p>Unit weight: 50 LB 22.7 KG</p> <p>Carton weight: 62 LB 28.12 KG</p> <p>Carton volume: 10.5 FT³ 0.29 MT³ (KD)</p> | | | | | |
| <p>ADJUSTMENTS (1) Tilt tension (2) Pneumatic seat height (3) Back angle (4) Seat angle (8) Sliding seat depth (9) Infinite position tilt lock</p> | <p>Standard Back</p> <p>TS6332-3MO</p> <p>Independent Back Multi-Tilter</p> | Overall | 25.5 | 24 | 39 | <p>Upholstered</p> <p>TS6332-3MO \$1,031.00 \$1,087.00</p> <p>TS6332P-3MO \$1,031.00 \$1,087.00</p> <p>P-Seat: 18"W x 15-17.5"D x 17.5-21.5"H</p> | <p>1</p> <p>2</p> |
| | | Seat | 20 | 17-19.5 | 17.5-21.5 | | |
| | | Back | 18.5 | | 21 | | |
| | | <p>Unit weight: 48 LB 21.8 KG</p> <p>Carton weight: 60 LB 27.22 KG</p> <p>Carton volume: 10.5 FT³ 0.29 MT³ (KD)</p> | | | | | |



| DESCRIPTION | FEATURES | DIMENSIONS (in) | | | MODEL # | GRADES | |
|--|--|---|------|------|--|--|---|
| | | W | D | H | | 1 | 2 |
|  <p>Standard Back Stool</p> <p>S6328-6 Non-Tilt with arms</p> |  <p>ADJUSTMENTS (2) Pneumatic seat height (6) Back/lumbar height</p> | Overall | 25.5 | 24 | 48 | Mesh S6328-6 \$918.00 \$946.00 S6328P-6 \$918.00 \$946.00 P-Seat: 18"W x 15.5"D x 23-33"H | |
| | | Seat | 20 | 17.5 | 23-33 | | |
| | | Back | 18.5 | | 21 | | |
| | | Unit weight: 38 LB 17.3 KG | | | Upholstered S6338-6MO \$965.00 \$1,021.00 S6338P-6MO \$965.00 \$1,021.00 P-Seat: 18"W x 15-18"D x 17.5-22.5"H | | |
| | | Carton weight: 50 LB 22.68 KG | | | | | |
| | | Carton volume: 10.5 FT³ 0.29 MT³ (KD) | | | | | |





SIDE CHAIRS
General Use and Large Occupant



Comet.....60



Duet.....62



Lite.....64



Popcorn.....69



Sidero.....71



Sonic.....73



Stream.....78



Twilight.....83



Vion.....57

COMET™



model 2173WS



model 2174WS

STANDARD FEATURES



- Reinforced welded corner gussets
- Black frames
- Fully upholstered seats and backs
- Wall saver leg design
- Chairs with casters (C1) do not stack.
- Choose between fixed arms or armless models
- Ships fully assembled up to 3 per carton
- 300 lbs active weight capacity
- Model GC2180 for large occupant seating up to 500 lbs
- Meets or exceeds SA required CGSB & BIFMA requirements

OPTIONAL FEATURES


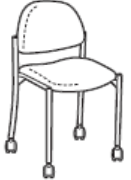

- Tungsten frame, no upcharge (TUN)
- Chrome frame, add \$22 (CHM)
- Felt pad glides for vinly, cork or Imainte, add \$36 (FG)
- Rubber pad glides for vinly, hardwood, laminate, stone or ceramic, add \$36 (RG)
- Non-marking hard surface glides, no upcharge (NM)
- Steel self-leveling glides, add \$14 (B)
- Hard surface casters, add \$14 (C9R)
- Non-SA snap on ganging brackets, order model # 2180: \$12 per set
- Non-SA dolly, order model # 2125WS: \$244 each



* Prices are manufacture list and not discounted. Please contact an authorized distributor for pricing.

| DESCRIPTION | FEATURES | DIMENSIONS (in) | MODEL # | GRADES | | | | | | | | | | | | | | | | | |
|---|----------------------------------|--|---------|--------|---|---|----------------|----|----|------|-------------|----|------|------|-------------|------|--|----|--------|----------|----------|
| | | | | 1 | 2 | | | | | | | | | | | | | | | | |
|  2173WS | With arms | <table border="1"> <tr> <td></td> <td>W</td> <td>D</td> <td>H</td> </tr> <tr> <td>Overall</td> <td>23</td> <td>23</td> <td>32.5</td> </tr> <tr> <td>Seat</td> <td>18</td> <td>17.5</td> <td>18.5</td> </tr> <tr> <td>Back</td> <td>17.5</td> <td></td> <td>14</td> </tr> </table> | | W | D | H | Overall | 23 | 23 | 32.5 | Seat | 18 | 17.5 | 18.5 | Back | 17.5 | | 14 | 2173WS | \$291.00 | \$319.00 |
| | | W | D | H | | | | | | | | | | | | | | | | | |
| | Overall | 23 | 23 | 32.5 | | | | | | | | | | | | | | | | | |
| | Seat | 18 | 17.5 | 18.5 | | | | | | | | | | | | | | | | | |
| Back | 17.5 | | 14 | | | | | | | | | | | | | | | | | | |
| Stacks 5 high on floor | Unit weight: 14 LB 6.4 KG | | | | | | | | | | | | | | | | | | | | |
| Stacks 8 high on dolly | Carton weight: 14.33 LB 6.5 KG | | | | | | | | | | | | | | | | | | | | |
| | | Carton volume: 11.5 FT³ 0.32 MT³ (FA) | | | | | | | | | | | | | | | | | | | |
|  2174WS | Without arms | <table border="1"> <tr> <td></td> <td>W</td> <td>D</td> <td>H</td> </tr> <tr> <td>Overall</td> <td>19</td> <td>23</td> <td>32.5</td> </tr> <tr> <td>Seat</td> <td>18</td> <td>17.5</td> <td>18.5</td> </tr> <tr> <td>Back</td> <td>17.5</td> <td></td> <td>14</td> </tr> </table> | | W | D | H | Overall | 19 | 23 | 32.5 | Seat | 18 | 17.5 | 18.5 | Back | 17.5 | | 14 | 2174WS | \$233.00 | \$261.00 |
| | | W | D | H | | | | | | | | | | | | | | | | | |
| | Overall | 19 | 23 | 32.5 | | | | | | | | | | | | | | | | | |
| | Seat | 18 | 17.5 | 18.5 | | | | | | | | | | | | | | | | | |
| Back | 17.5 | | 14 | | | | | | | | | | | | | | | | | | |
| Stacks 5 high on floor | Unit weight: 13 LB 5.9 KG | | | | | | | | | | | | | | | | | | | | |
| Stacks 8 high on dolly | Carton weight: 14.33 LB 6.5 KG | | | | | | | | | | | | | | | | | | | | |
| | | Carton volume: 11.5 FT³ 0.32 MT³ (FA) | | | | | | | | | | | | | | | | | | | |



| DESCRIPTION | FEATURES | DIMENSIONS (in) | | | MODEL # | GRADES | | |
|--|-------------------------|---|----------|----------|----------|----------|----------|------|
| | | | | | | 1 | 2 | |
|  | With arms | W | D | H | 2171C-UC | \$351.00 | \$379.00 | |
| | With casters | Overall | 23 | 22 | | | | 32.5 |
| | Does not stack | Seat | 18 | 17.5 | | | | 18.5 |
| | | Back | 17.5 | | | | | 14 |
| 2171C | | Unit weight: 14 LB 6.4 KG | | | | | | |
| | | Carton weight: 20 LB 9.07 KG | | | | | | |
| | | Carton volume: 11.5 FT³ 0.32 MT³ (FA) | | | | | | |
|  | Without arms | W | D | H | 2172C-UC | \$293.00 | \$321.00 | |
| | With casters | Overall | 19 | 22 | | | | 32.5 |
| | Does not stack | Seat | 18 | 17.5 | | | | 18.5 |
| | | Back | 17.5 | | | | | 14 |
| 2172C | | Unit weight: 13 LB 5.9 KG | | | | | | |
| | | Carton weight: 14.33 LB 6.5 KG | | | | | | |
| | | Carton volume: 13.5 FT³ 0.38 MT³ (FA) | | | | | | |
|  | With arms | W | D | H | GC2180 | -- | \$960.00 | |
| | Stacks 2 high on floor | Overall | 31.5 | 27 | | | | 38 |
| | Large occupant | Seat | 26.5 | 18.5 | | | | 18 |
| | 500 lbs active capacity | Back | 26.5 | | | | | 20 |
| GC2180 | | Unit weight: 13 LB 5.9 KG | | | | | | |
| | | Carton weight: 14.33 LB 6.5 KG | | | | | | |
| | | Carton volume: 13.5 FT³ 0.38 MT³ (FA) | | | | | | |



DUET™



model 6620



model 6628

STANDARD FEATURES



- High density stacking chair
- Wall saver sled base chrome wire leg design
- Clear polycarbonate glides (CG) are standard, suitable for concrete, rubber and carpeted floors.
- Choose between fixed arms or armless models
- Back features a cut-out hand hold to assist stacking
- Poly shells available in 14 finishes: Buzz Blue (BZB), Cactus (CCT), Carrot (CRO), Cloud (IVC), Dijon (DJN), Eggplant (EGP), Fog (FOG), Frost (FRO), Ink (INK), Latte (LAB), Night (BLK), Sand (SND), Scarlet (SAR) and Shadow (SHW).
- Swivel option standard with carpet casters (C1)
- Ships fully assembled up to 4 per carton
- Swivel chairs standard with five prong black base
- Swivel chairs ships knock-down for on-site assembly (KD)
- 300 lbs active weight capacity
- Meets or exceeds SA required CGSB & BIFMA requirements

OPTIONAL FEATURES



- Felt pad glides for vinly, cork or laminate, add \$16 (FG)
- Rubber pad glides for vinly, hardwood, laminate, stone or ceramic, add \$16 (RG)
- Intgerated ganging frame on armless models only, add \$14 (G)
- Swivel chair chrome base, please contact customer service
- Swivel option hard floor casters, add \$17 (C9R)
- Swivel option ship fully assembled, add \$19 (FA)
- Swivel chair glides, no upcharge (C7)
- Non-SA snap on ganging brackets, order model # 6626: \$15 per set
- Non-SA dolly, order model # 6624: \$621 each



* Prices are manufacture list and not discounted. Please contact an authorized distributor for pricing.

| DESCRIPTION | FEATURES | DIMENSIONS (in) | | | MODEL # | GRADES | | |
|---|--|---|-------|-------|---------|----------|----|-------|
| | | W | D | H | | 1 | 2 | |
|  <p>6620</p> | With arms | Overall Seat Back | 25.5 | 22.75 | 6620 | \$238.00 | -- | |
| | Poly seat | | | | | | | 33.25 |
| | Poly back | | | | | | | 16.5 |
| | Stacks 5 high on floor Stacks 24 high on dolly | | | | | | | 16 |
| | | Unit weight: 19 LB 8.6 KG | | | | | | |
| | | Carton weight: 21.75 LB 9.87 KG | | | | | | |
| | | Carton volume: 18.5 FT ³ 0.52 MT ³ (FA) | | | | | | |
|  <p>6621</p> | Without arms | Overall Seat Back | 20.75 | 22.75 | 6621 | \$185.00 | -- | |
| | Poly seat | | | | | | | 33.25 |
| | Poly back | | | | | | | 16.5 |
| | Stacks 12 high on floor Stacks 40 high on dolly | | | | | | | 16 |
| | | Unit weight: 13 LB 5.9 KG | | | | | | |
| | | Carton weight: 14.33 LB 6.5 KG | | | | | | |
| | | Carton volume: 11.5 FT ³ 0.32 MT ³ (FA) | | | | | | |



| DESCRIPTION | FEATURES | DIMENSIONS (in) | | | MODEL # | GRADES | | |
|--|------------------------------|-----------------|---|----------|----------------|----------|----|------|
| | | | | | | 1 | 2 | |
|  <p>6720</p> | With arms | W | D | H | 6720-4F | \$414.00 | -- | |
| | Poly seat | Overall | 25.5 | 21.5 | | | | 32.5 |
| | Poly back | Seat | 18 | 17.5 | | | | 17 |
| | Swivel with casters | Back | 18 | | | | | 16 |
| | Fixed seat height | | | | | | | |
| Does not stack | Unit weight: 27 LB 12.3 KG | | | | | | | |
| | | | Carton weight: 32 LB 14.51 KG | | | | | |
| | | | Carton volume: 9.75 FT ³ 0.27 MT ³ (KD) | | | | | |
| <hr/> | | | | | | | | |
|  <p>6721</p> | Without arms | W | D | H | 6721-4F | \$359.00 | -- | |
| | Poly seat | Overall | 18 | 21.5 | | | | 32.5 |
| | Poly back | Seat | 18 | 17.5 | | | | 17 |
| | Swivel with casters | Back | 18 | | | | | 16 |
| | Fixed seat height | | | | | | | |
| Does not stack | Unit weight: 26 LB 11.8 KG | | | | | | | |
| | | | Carton weight: 31 LB 14.06 KG | | | | | |
| | | | Carton volume: 9.75 FT ³ 0.27 MT ³ (KD) | | | | | |



LITE™



model 5940



model 5955

STANDARD FEATURES

- Heavy duty frame with Sytex™ high strength polyester webbing suspension
- Cantilever and four leg frame designs
- Non-marking glides (NM) for carpet and hard surfaces standard
- Choose between fixed arms or armless models
- Dual wheel carpet (C82) standard on caster models
- Frame standard in black (BLK)
- Choose between fully upholstered or mesh
- 300 lbs active weight capacity
- Meets or exceeds SA required CGSB & BIFMA requirements



Mesh seat and back options:

Sandy Beach (VU10), Dessert Sand (VU11), Orange Sunset (VU12), Chocolate Fountain (VU13), Arctic Blue (VU14), Quarry Grey (VU15), Tidal Wave (VU16), Ivy Moss (VU17), Red Rose (VU18), Coal Black (VU19), White (VU20), Lime (VU21), Chartreuse (VU23), Pool Blue (VU26), Sky (VU28), Ice (VU30), Primary Blue (VU32), Tangerine (VU34), Paprika (VU37), Grain (VU40), Yellow (VU43), Silver Grey (VU55), Silver (VU63), Hot Pink (VU65), Red Mittens (VU70).

OPTIONAL FEATURES

- Tungsten frame, no upcharge (TUN)
- Chrome frame, add \$56 (CHM)
- Felt pad glides for vinyl, cork or laminate, add \$36 (FG)
- Rubber pad glides for vinyl, hardwood, laminate, stone or ceramic, add \$16 (RG)
- Hard floor casters, add \$17 (C9R)

* Prices are manufacture list and not discounted. Please contact an authorized distributor for pricing.

| DESCRIPTION | FEATURES | DIMENSIONS (in) | | | MODEL # | GRADES | | |
|--|----------------|--|-------|-------|---------|----------|----|-------|
| | | W | D | H | | 1 | 2 | |
|  <p>5940</p> | Without arms | | | | 5940 | \$545.00 | -- | |
| | Mesh seat | Overall | 21.75 | 24.75 | | | | 34.25 |
| | Mesh back | Seat | 20 | 17 | | | | 19 |
| | 4 leg frame | Back | 19 | | | | | 16 |
| | Does not stack | Unit weight: 20 LB 9.1 KG | | | | | | |
| | | Carton weight: 26 LB 11.79 KG | | | | | | |
| | | Carton volume: 13.25 FT³ 0.37 MT³ (FA) | | | | | | |
|  <p>5940C</p> | Without arms | | | | 5940C | \$617.00 | -- | |
| | Mesh seat | Overall | 21.5 | 24.75 | | | | 34.25 |
| | Mesh back | Seat | 20 | 17 | | | | 19 |
| | 4 leg frame | Back | 19 | | | | | 16 |
| | With casters | Unit weight: 20 LB 9.1 KG | | | | | | |
| | Does not stack | Carton weight: 26 LB 11.79 KG | | | | | | |
| | | Carton volume: 13.25 FT³ 0.37 MT³ (FA) | | | | | | |







| DESCRIPTION | FEATURES | DIMENSIONS (in) | | | MODEL # | GRADES | | | | | | | | | | | | | | | | |
|--|---|--|----------------|-------|---------|--------|----------------|-------|------|-------|-------------|----|----|----|-------------|----|--|----|--|-------|----------|----|
| | | | | | | 1 | 2 | | | | | | | | | | | | | | | |
|  <p>5941</p> | Cantliver arms Mesh seat Mesh back 4 leg frame Does not stack | <table border="1"> <thead> <tr> <th></th> <th>W</th> <th>D</th> <th>H</th> </tr> </thead> <tbody> <tr> <td>Overall</td> <td>24</td> <td>25.5</td> <td>34.25</td> </tr> <tr> <td>Seat</td> <td>20</td> <td>17</td> <td>19</td> </tr> <tr> <td>Back</td> <td>19</td> <td></td> <td>16</td> </tr> </tbody> </table> | | W | D | H | Overall | 24 | 25.5 | 34.25 | Seat | 20 | 17 | 19 | Back | 19 | | 16 | Unit weight: 21 LB 9.5 KG Carton weight: 29 LB 13.15 KG Carton volume: 13.75 FT ³ 0.38 MT ³ (FA) | 5941 | \$617.00 | -- |
| | | | | W | D | H | | | | | | | | | | | | | | | | |
| | | | Overall | 24 | 25.5 | 34.25 | | | | | | | | | | | | | | | | |
| | | | Seat | 20 | 17 | 19 | | | | | | | | | | | | | | | | |
| | | | Back | 19 | | 16 | | | | | | | | | | | | | | | | |
|  <p>5941C</p> | Cantliver arms Mesh seat Mesh back 4 leg frame With casters Does not stack | <table border="1"> <thead> <tr> <th></th> <th>W</th> <th>D</th> <th>H</th> </tr> </thead> <tbody> <tr> <td>Overall</td> <td>24</td> <td>25.5</td> <td>34.25</td> </tr> <tr> <td>Seat</td> <td>20</td> <td>17</td> <td>19</td> </tr> <tr> <td>Back</td> <td>19</td> <td></td> <td>16</td> </tr> </tbody> </table> | | W | D | H | Overall | 24 | 25.5 | 34.25 | Seat | 20 | 17 | 19 | Back | 19 | | 16 | Unit weight: 21 LB 9.5 KG Carton weight: 29 LB 13.15 KG Carton volume: 13.75 FT ³ 0.38 MT ³ (FA) | 5941C | \$690.00 | -- |
| | | | | W | D | H | | | | | | | | | | | | | | | | |
| | | | Overall | 24 | 25.5 | 34.25 | | | | | | | | | | | | | | | | |
| | | | Seat | 20 | 17 | 19 | | | | | | | | | | | | | | | | |
| | | | Back | 19 | | 16 | | | | | | | | | | | | | | | | |
|  <p>5942</p> | Loop arms Mesh seat Mesh back 4 leg frame Does not stack | <table border="1"> <thead> <tr> <th></th> <th>W</th> <th>D</th> <th>H</th> </tr> </thead> <tbody> <tr> <td>Overall</td> <td>23.75</td> <td>25.5</td> <td>34.25</td> </tr> <tr> <td>Seat</td> <td>20</td> <td>17</td> <td>19</td> </tr> <tr> <td>Back</td> <td>19</td> <td></td> <td>16</td> </tr> </tbody> </table> | | W | D | H | Overall | 23.75 | 25.5 | 34.25 | Seat | 20 | 17 | 19 | Back | 19 | | 16 | Unit weight: 21 LB 9.5 KG Carton weight: 29 LB 13.15 KG Carton volume: 13.75 FT ³ 0.38 MT ³ (FA) | 5942 | \$617.00 | -- |
| | | | | W | D | H | | | | | | | | | | | | | | | | |
| | | | Overall | 23.75 | 25.5 | 34.25 | | | | | | | | | | | | | | | | |
| | | | Seat | 20 | 17 | 19 | | | | | | | | | | | | | | | | |
| | | | Back | 19 | | 16 | | | | | | | | | | | | | | | | |
|  <p>5942C</p> | Loop arms Mesh seat Mesh back 4 leg frame With casters Does not stack | <table border="1"> <thead> <tr> <th></th> <th>W</th> <th>D</th> <th>H</th> </tr> </thead> <tbody> <tr> <td>Overall</td> <td>23.75</td> <td>25.5</td> <td>34.25</td> </tr> <tr> <td>Seat</td> <td>20</td> <td>17</td> <td>19</td> </tr> <tr> <td>Back</td> <td>19</td> <td></td> <td>16</td> </tr> </tbody> </table> | | W | D | H | Overall | 23.75 | 25.5 | 34.25 | Seat | 20 | 17 | 19 | Back | 19 | | 16 | Unit weight: 21 LB 9.5 KG Carton weight: 29 LB 13.15 KG Carton volume: 13.75 FT ³ 0.38 MT ³ (FA) | 5942C | \$690.00 | -- |
| | | | | W | D | H | | | | | | | | | | | | | | | | |
| | | | Overall | 23.75 | 25.5 | 34.25 | | | | | | | | | | | | | | | | |
| | | | Seat | 20 | 17 | 19 | | | | | | | | | | | | | | | | |
| | | | Back | 19 | | 16 | | | | | | | | | | | | | | | | |







| DESCRIPTION | FEATURES | DIMENSIONS (in) | | | MODEL # | GRADES | | |
|---|------------------|--|----------|----------|-------------|--------|---|----------|
| | | | | | | 1 | 2 | |
|  | Without arms | Overall Seat Back | W | D | 5943 | | | |
| | Mesh seat | | 21.75 | 23.5 | | 34.25 | \$581.00 | -- |
| | Mesh back | | 20 | 17 | | 19 | | |
| | Cantilever frame | | 19 | | | 16 | | |
| 5943 | Does not stack | | | | | | | |
| | | | | | | | Unit weight: 21 LB 9.5 KG Carton weight: 27 LB 12.25 KG Carton volume: 13.25 FT³ 0.37 MT³ (FA) | |
|  | Cantilever arms | Overall Seat Back | W | D | 5944 | | | |
| | Mesh seat | | 24 | 23.5 | | 34.25 | \$654.00 | -- |
| | Mesh back | | 20 | 17 | | 19 | | |
| | Cantilever frame | | 19 | | | 16 | | |
| 5944 | Does not stack | | | | | | | |
| | | | | | | | Unit weight: 21 LB 9.5 KG Carton weight: 27 LB 12.25 KG Carton volume: 13.25 FT³ 0.37 MT³ (FA) | |
|  | Loop arms | Overall Seat Back | W | D | 5945 | | | |
| | Mesh seat | | 23.75 | 23.5 | | 34.25 | \$654.00 | -- |
| | Mesh back | | 20 | 17 | | 19 | | |
| | Cantilever frame | | 19 | | | 16 | | |
| 5945 | Does not stack | | | | | | | |
| | | | | | | | Unit weight: 27 LB 12.3 KG Carton weight: 35 LB 15.88 KG Carton volume: 13.75 FT³ 0.38 MT³ (FA) | |
|  | Without arms | Overall Seat Back | W | D | 5950 | | | |
| | Upholstered seat | | 21.75 | 24.75 | | 34.25 | \$447.00 | \$489.00 |
| | Upholstered back | | 20 | 17 | | 19 | | |
| | 4 leg frame | | 19 | | | 16 | | |
| 5950 | Does not stack | | | | | | | |
| | | | | | | | Unit weight: 20 LB 9.1 KG Carton weight: 26 LB 11.79 KG Carton volume: 13.25 FT³ 0.37 MT³ (FA) | |



| DESCRIPTION | FEATURES | DIMENSIONS (in) | | | MODEL # | GRADES | | |
|--|------------------|--|----------|----------|--------------|----------|----------|----------|
| | | | | | | 1 | 2 | |
|  <p>5950C</p> | Without arms | Overall Seat Back | W | D | 5950C | \$521.00 | \$563.00 | |
| | Upholstered seat | | 21.5 | 24.75 | | | | H |
| | Upholstered back | | 20 | 17 | | | | 34.25 |
| | 4 leg frame | | 19 | | | | | 19 |
| With casters | | | | | | | | |
| Does not stack | | | | | | | | |
| Unit weight: 20 LB 9.1 KG Carton weight: 26 LB 11.79 KG Carton volume: 13.25 FT³ 0.37 MT³ (FA) | | | | | | | | |
|  <p>5951</p> | Cantliver arms | Overall Seat Back | W | D | 5951 | \$521.00 | \$563.00 | |
| | Upholstered seat | | 24 | 25.5 | | | | H |
| | Upholstered back | | 20 | 17 | | | | 34.25 |
| | 4 leg frame | | 19 | | | | | 19 |
| Does not stack | | | | | | | | |
| Unit weight: 21 LB 9.5 KG Carton weight: 29 LB 13.15 KG Carton volume: 13.75 FT³ 0.38 MT³ (FA) | | | | | | | | |
|  <p>5951C</p> | Cantliver arms | Overall Seat Back | W | D | 5951C | \$593.00 | \$635.00 | |
| | Upholstered seat | | 24 | 25.5 | | | | H |
| | Upholstered back | | 20 | 17 | | | | 34.25 |
| | 4 leg frame | | 19 | | | | | 19 |
| With casters | | | | | | | | |
| Does not stack | | | | | | | | |
| Unit weight: 21 LB 9.5 KG Carton weight: 29 LB 13.15 KG Carton volume: 13.75 FT³ 0.38 MT³ (FA) | | | | | | | | |
|  <p>5952</p> | Loop arms | Overall Seat Back | W | D | 5952 | \$521.00 | \$563.00 | |
| | Upholstered seat | | 23.75 | 25.5 | | | | H |
| | Upholstered back | | 20 | 17 | | | | 34.25 |
| | 4 leg frame | | 19 | | | | | 19 |
| Does not stack | | | | | | | | |
| Unit weight: 21 LB 9.5 KG Carton weight: 29 LB 13.15 KG Carton volume: 13.75 FT³ 0.38 MT³ (FA) | | | | | | | | |



| DESCRIPTION | FEATURES | DIMENSIONS (in) | | | MODEL # | GRADES | | |
|--|------------------|--|----------|----------|--------------|----------|----------|-------|
| | | | | | | 1 | 2 | |
|  <p>5952C</p> | Loop arms | W | D | H | 5952C | \$593.00 | \$635.00 | |
| | Upholstered seat | Overall | 23.75 | 25.5 | | | | 34.25 |
| | Upholstered back | Seat | 20 | 17 | | | | 19 |
| | 4 leg frame | Back | 19 | | | | | 16 |
| With casters | | Unit weight: 21 LB 9.5 KG | | | | | | |
| Does not stack | | Carton weight: 29 LB 13.15 KG | | | | | | |
| | | Carton volume: 13.75 FT³ 0.38 MT³ (FA) | | | | | | |
|  <p>5953</p> | Without arms | W | D | H | 5953 | \$484.00 | \$526.00 | |
| | Upholstered seat | Overall | 21.75 | 23.5 | | | | 34.25 |
| | Upholstered back | Seat | 20 | 17 | | | | 19 |
| | Cantilever frame | Back | 19 | | | | | 16 |
| Does not stack | | Unit weight: 21 LB 9.5 KG | | | | | | |
| | | Carton weight: 27 LB 12.25 KG | | | | | | |
| | | Carton volume: 13.25 FT³ 0.37 MT³ (FA) | | | | | | |
|  <p>5954</p> | Cantilever arms | W | D | H | 5954 | \$557.00 | \$599.00 | |
| | Upholstered seat | Overall | 24 | 23.5 | | | | 34.25 |
| | Upholstered back | Seat | 20 | 17 | | | | 19 |
| | Cantilever frame | Back | 19 | | | | | 16 |
| Does not stack | | Unit weight: 21 LB 9.5 KG | | | | | | |
| | | Carton weight: 27 LB 12.25 KG | | | | | | |
| | | Carton volume: 13.25 FT³ 0.37 MT³ (FA) | | | | | | |
|  <p>5955</p> | Loop arms | W | D | H | 5955 | \$557.00 | \$599.00 | |
| | Upholstered seat | Overall | 23.75 | 23.5 | | | | 34.25 |
| | Upholstered back | Seat | 20 | 17 | | | | 19 |
| | Cantilever frame | Back | 19 | | | | | 16 |
| Does not stack | | Unit weight: 27 LB 12.3 KG | | | | | | |
| | | Carton weight: 35 LB 15.88 KG | | | | | | |
| | | Carton volume: 13.75 FT³ 0.38 MT³ (FA) | | | | | | |



POPCORN™



model 6711



model 6712

STANDARD FEATURES



- High density stacking chair
- Wall saver sled base chrome wire leg design
- Back features a cut-out hand hold to assist stacking
- Choose between fixed arms or armless models
- Poly shells available in 14 finishes: Buzz Blue (BZB), Cactus (CCT), Carrot (CRO), Cloud (IVC), Dijon (D/J), Eggplant (EGP), Fog (FOG), Frost (FRO), Ink (INK), Latte (LAB), Night (BLK), Sand (SND), Scarlet (SAR) and Shadow (SHW).
- Chair glides are optional
- Swivel option standard with carpet casters (C1)
- Ships fully assembled up to 4 per carton
- Swivel chairs standard with five prong black base
- Swivel chairs ships knock-down for on-site assembly (KD)
- 300 lbs active weight capacity
- Meets or exceeds SA required CGSB & BIFMA requirements

OPTIONAL FEATURES


- Clear polycarbonate glides (CG) are available for carpet, rubber or concrete flooring, add \$8 (CG)
- Felt pad glides for vinyl, cork or laminate, add \$16 (FG)
- Rubber pad glides for vinyl, hardwood, laminate, stone or ceramic, add \$16 (RG)
- Swivel chair chrome base, add \$76 (CM)
- Swivel option hard floor casters, add \$17 (C9R)
- Swivel option ship fully assembled, add \$19 (FA)
- Swivel chair glides, no upcharge (C7)
- Non-SA snap on ganging brackets, order model # 6626: \$15 per set
- Non-SA dolly, order model # 6715: \$621 each



* Prices are manufacture list and not discounted. Please contact an authorized distributor for pricing.

| DESCRIPTION | FEATURES | DIMENSIONS (in) | MODEL # | | | GRADES | | | |
|---|-------------------------|--|---------|------|------|--------|----------|----|--|
| | | | | 1 | 2 | | | | |
|  <p>6710</p> | With arms | | W | D | H | 6710 | \$227.00 | -- | |
| | Poly seat | Overall | 24.5 | 23.5 | 32.5 | | | | |
| | Poly back | Seat | 18 | 18 | 16.5 | | | | |
| | Stacks 10 high on floor | Back | 19.5 | | 16 | | | | |
| | Stacks 34 high on dolly | | | | | | | | |
| | | Unit weight: 21 LB 9.5 KG | | | | | | | |
| | | Carton weight: 23.5 LB 10.66 KG | | | | | | | |
| | | Carton volume: 17.75 FT³ 0.5 MT³ (FA) | | | | | | | |
|  <p>6711</p> | Without arms | | W | D | H | 6711 | \$167.00 | -- | |
| | Poly seat | Overall | 20 | 23.5 | 32.5 | | | | |
| | Poly back | Seat | 18 | 18 | 16.5 | | | | |
| | Stacks 10 high on floor | Back | 19.5 | | 16 | | | | |
| | Stacks 34 high on dolly | | | | | | | | |
| | | Unit weight: 15 LB 6.8 KG | | | | | | | |
| | | Carton weight: 17.25 LB 7.82 KG | | | | | | | |
| | | Carton volume: 14.75 FT³ 0.41 MT³ (FA) | | | | | | | |



| DESCRIPTION | FEATURES | DIMENSIONS (in) | | | MODEL # | GRADES | | |
|---|---------------------|---|------|----|---------|----------|----|------|
| | | W | D | H | | 1 | 2 | |
|  <p>6741</p> | Without arms | | | | 6741-4F | \$342.00 | -- | |
| | Poly seat | Overall | 20 | 23 | | | | 30.5 |
| | Poly back | Seat | 18 | 18 | | | | 17 |
| | Swivel with casters | Back | 19.5 | | | | | 16 |
| Fixed seat height | | | | | | | | |
| Does not stack | | | | | | | | |
| | | Unit weight: 24 LB 10.9 KG | | | | | | |
| | | Carton weight: 31 LB 14.06 KG | | | | | | |
| | | Carton volume: 14.25 FT ³ 0.4 MT ³ (KD) | | | | | | |



SIDERO™



model 6900



model 6901C

STANDARD FEATURES



- Gently curved arms
- Black frames
- Fully upholstered seats and backs
- Wall saver 4 leg or sled base design
- Chairs with casters (C82) do not stack.
- Choose between fixed arms or armless models
- Ships fully assembled 1 per carton
- 300 lbs active weight capacity
- Model GC6916, GC6917, GC6918 & GC6919 for large occupant seating up to 500 lbs
- Meets or exceeds SA required CGSB & BIFMA requirements

OPTIONAL FEATURES


- Tungsten frame, no upcharge (TUN)
- Chrome frame, add \$22 (CHM)
- Felt pad glides for vinly, cork or lmainte, add \$36 (FG)
- Rubber pad glides for vinly, hardwood, laminate, stone or ceramic, add \$36 (RG)
- Non-marking hard surface glides, no upcharge (NM)
- Steel self-leveling glides, add \$14 (B)
- Hard surface casters, add \$14 (C9R)
- Non-SA snap on ganging brackets, order model # 2180: \$12 per set
- Non-SA dolly, order model # 2125WS: \$244 each




* Prices are manufacture list and not discounted. Please contact an authorized distributor for pricing.

| DESCRIPTION | FEATURES | DIMENSIONS (in) | | | MODEL # | GRADES | | |
|---|-----------------------|---|------|----|---------|--------|----------|------|
| | | W | D | H | | 1 | 2 | |
|  GC6916 | With arms | | | | GC6916 | -- | \$680.00 | |
| | 4 legs | Overall | 30.5 | 24 | | | | 33 |
| | 500 lbs active weight | Seat | 24 | 18 | | | | 17.5 |
| | | Back | 24 | | | | | 15.5 |
| | | Unit weight: 26 LB 11.8 KG | | | | | | |
| | | Carton weight: 34 LB 15.42 KG | | | | | | |
| | | Carton volume: 16 FT³ 0.45 MT³ (FA) | | | | | | |
|  GC6917 | Without arms | | | | GC6917 | -- | \$655.00 | |
| | 4 legs | Overall | 26 | 24 | | | | 33 |
| | 500 lbs active weight | Seat | 24 | 18 | | | | 17.5 |
| | | Back | 24 | | | | | 15.5 |
| | | Unit weight: 22 LB 10 KG | | | | | | |
| | | Carton weight: 30 LB 13.61 KG | | | | | | |
| | | Carton volume: 14.5 FT³ 0.41 MT³ (FA) | | | | | | |



| DESCRIPTION | FEATURES | DIMENSIONS (in) | | | MODEL # | GRADES | | |
|--|-----------------------|-----------------|----------|----------|---------|--------|----------|------|
| | | | | | | 1 | 2 | |
|  <p>GC6918</p> | With arms | W | D | H | GC6918 | -- | \$769.00 | |
| | Sled base | Overall | 30.5 | 24 | | | | 33 |
| | 500 lbs active weight | Seat | 24 | 18 | | | | 17.5 |
| | | Back | 24 | | | | | 15.5 |
| Unit weight: 28 LB 12.7 KG Carton weight: 36 LB 16.33 KG Carton volume: 16 FT ³ 0.45 MT ³ (FA) | | | | | | | | |

| | | | | | | | | |
|---|-----------------------|----------------|----------|----------|--------|----|----------|------|
|  <p>GC6919</p> | Without arms | W | D | H | GC6919 | -- | \$743.00 | |
| | Sled base | Overall | 26 | 24 | | | | 33 |
| | 500 lbs active weight | Seat | 24 | 18 | | | | 17.5 |
| | | Back | 24 | | | | | 15.5 |
| Unit weight: 26 LB 11.8 KG Carton weight: 34 LB 15.42 KG Carton volume: 14.5 FT ³ 0.415 MT ³ (FA) | | | | | | | | |



SONIC™



model 6514MB



model 6523WS



STANDARD FEATURES

- Choose between fixed arms or armless models
- Chrome frames
- Plastic, mesh, or upholstered backs
- Plastic or upholstered seats
- Poly shells available in 14 finishes: Buzz Blue (BZB), Cactus (CCT), Carrot (CRO), Cloud (IVC), Dijon (DJN), Eggplant (EGP), Fog (FOG), Frost (FRO), Ink (INK), Latte (LAB), Night (BLK), Sand (SND), Scarlet (SAR) and Shadow (SHW).
- Legs available as Straight, Wall saver, or Sled
- 4 leg chairs with casters (C1) do not stack.
- Swivel chairs with casters (C65) do not stack.
- Ships fully assembled 1 or 2 per carton
- 300 lbs active weight capacity
- Meets or exceeds SA required CGSB & BIFMA requirements


OPTIONAL FEATURES


- Tungsten (TUN) or Black (BLK) frame, no upcharge
- Felt pad glides for vinly, cork or Imainte, add \$36 (FG)
- Rubber pad glides for vinly, hardwood, laminate, stone or ceramic, add \$36 (RG)
- Non-marking hard surface glides, no upcharge (NM)
- Steel self-leveling glides, add \$14 (B)
- Hard surface casters, add \$14 (C9R)
- Swivel chair hard floor casters, add \$17 (C65R)
- Swivel chair glides, no upcharge (C7)
- Non-SA snap on ganging brackets for 4 leg models, order model # 6522: \$12 per set
- Non-SA snap on ganging brackets for sled base models, order model # 6526: \$13 per set
- Non-SA dolly, order model # 6517WS : \$293 each


* Prices are manufacture list and not discounted. Please contact an authorized distributor for pricing.


| DESCRIPTION | FEATURES | DIMENSIONS (in) | | | MODEL # | GRADES | | |
|---|---|-----------------|--|----|---------|------------|----------|----|
| | | W | D | H | | 1 | 2 | |
|  <p>6508</p> | Without arms | | | | 6508 | \$172.00 | -- | |
| | 4 legs | Overall | 21.5 | 22 | 33 | 6508WS | \$196.00 | -- |
| | Poly Seat | Seat | 17 | 16 | 18 | Wall saver | | |
| | Poly Back | Back | 17 | | 15 | | | |
| | Stacks 5 high on floor Stacks 10 high on dolly | | Unit weight: 7.5 LB 3.4 KG Carton weight: 10 LB 4.54 KG Carton volume: 11.75 FT ³ 0.33 MT ³ (FA) | | | | | |
|  <p>6508MB</p> | Without arms | | | | 6508MB | \$218.00 | -- | |
| | 4 legs | Overall | 21.5 | 22 | 33 | 6508WSMB | \$242.00 | -- |
| | Poly Seat | Seat | 17 | 16 | 18 | Wall saver | | |
| | Mesh Back | Back | 17 | | 15 | | | |
| | Stacks 5 high on floor Stacks 10 high on dolly | | Unit weight: 7.5 LB 3.4 KG Carton weight: 10 LB 4.54 KG Carton volume: 11.75 FT ³ 0.33 MT ³ (FA) | | | | | |




| DESCRIPTION | FEATURES | DIMENSIONS (in) | | | MODEL # | GRADES | | |
|--|---|--|----------|----------|-------------|---------------|----------|----|
| | | | | | | 1 | 2 | |
|  <p>6513</p> | With arms | W | D | H | 6513 | \$218.00 | -- | |
| | 4 legs | Overall | 23 | 22 | 33 | 6513WS | \$239.00 | -- |
| | Poly Seat | Seat | 17 | 16 | 18 | Wall saver | | |
| | Poly Back | Back | 17 | | 15 | | | |
| | Stacks 5 high on floor Stacks 10 high on dolly | | | | | | | |
| | | Unit weight: 9.5 LB 4.3 KG Carton weight: 12 LB 5.44 KG Carton volume: 11.75 FT³ 0.33 MT³ (FA) | | | | | | |


| DESCRIPTION | FEATURES | DIMENSIONS (in) | | | MODEL # | GRADES | | |
|--|---|--|----------|----------|---------------|-----------------|----------|----|
| | | | | | | 1 | 2 | |
|  <p>6513MB</p> | With arms | W | D | H | 6513MB | \$264.00 | -- | |
| | 4 legs | Overall | 23 | 22 | 33 | 6513WSMB | \$286.00 | -- |
| | Poly Seat | Seat | 17 | 16 | 18 | Wall saver | | |
| | Mesh Back | Back | 17 | | 15 | | | |
| | Stacks 5 high on floor Stacks 10 high on dolly | | | | | | | |
| | | Unit weight: 9.5 LB 4.3 KG Carton weight: 12 LB 5.44 KG Carton volume: 11.75 FT³ 0.33 MT³ (FA) | | | | | | |


| DESCRIPTION | FEATURES | DIMENSIONS (in) | | | MODEL # | GRADES | | |
|---|---|--|----------|----------|-------------|---------------|----------|----|
| | | | | | | 1 | 2 | |
|  <p>6518</p> | Without arms | W | D | H | 6518 | \$218.00 | -- | |
| | Sled base | Overall | 21.5 | 22 | 33 | 6518WS | \$239.00 | -- |
| | Poly Seat | Seat | 17 | 16 | 18 | Wall saver | | |
| | Poly Back | Back | 17 | | 15 | | | |
| | Stacks 5 high on floor Stacks 10 high on dolly | | | | | | | |
| | | Unit weight: 9 LB 4.1 KG Carton weight: 11.5 LB 5.22 KG Carton volume: 11.75 FT³ 0.33 MT³ (FA) | | | | | | |


| DESCRIPTION | FEATURES | DIMENSIONS (in) | | | MODEL # | GRADES | | |
|--|---|--|----------|----------|---------------|-----------------|----------|----|
| | | | | | | 1 | 2 | |
|  <p>6518MB</p> | Without arms | W | D | H | 6518MB | \$264.00 | -- | |
| | Sled base | Overall | 21.5 | 22 | 33 | 6518WSMB | \$286.00 | -- |
| | Poly Seat | Seat | 17 | 16 | 18 | Wall saver | | |
| | Mesh Back | Back | 17 | | 15 | | | |
| | Stacks 5 high on floor Stacks 10 high on dolly | | | | | | | |
| | | Unit weight: 9 LB 4.1 KG Carton weight: 11.5 LB 5.22 KG Carton volume: 11.75 FT³ 0.33 MT³ (FA) | | | | | | |







| DESCRIPTION | FEATURES | DIMENSIONS (in) | | | MODEL # | GRADES | | |
|--|-------------------------|--|----------|----------|-------------|---------------|----------|----|
| | | | | | | 1 | 2 | |
|  <p>6523</p> | With arms | W | D | H | 6523 | \$263.00 | -- | |
| | Sled base | Overall | 23 | 22 | 33 | 6523WS | \$285.00 | -- |
| | Poly Seat | Seat | 17 | 16 | 18 | Wall saver | | |
| | Poly Back | Back | 17 | | 15 | | | |
| | Stacks 5 high on floor | Unit weight: 11 LB 5 KG | | | | | | |
| | Stacks 10 high on dolly | Carton weight: 13.5 LB 6.12 KG | | | | | | |
| | | Carton volume: 11.75 FT³ 0.33 MT³ (FA) | | | | | | |

| DESCRIPTION | FEATURES | DIMENSIONS (in) | | | MODEL # | GRADES | | |
|--|-------------------------|--|----------|----------|---------------|-----------------|----------|----|
| | | | | | | 1 | 2 | |
|  <p>6523MB</p> | With arms | W | D | H | 6523MB | \$308.00 | -- | |
| | Sled base | Overall | 23 | 22 | 33 | 6523WSMB | \$330.00 | -- |
| | Poly Seat | Seat | 17 | 16 | 18 | Wall saver | | |
| | Mesh Back | Back | 17 | | 15 | | | |
| | Stacks 5 high on floor | Unit weight: 11 LB 5 KG | | | | | | |
| | Stacks 10 high on dolly | Carton weight: 13.5 LB 6.12 KG | | | | | | |
| | | Carton volume: 11.75 FT³ 0.33 MT³ (FA) | | | | | | |


| DESCRIPTION | FEATURES | DIMENSIONS (in) | | | MODEL # | GRADES | | |
|---|---------------------|---|----------|----------|-------------|----------|----|--|
| | | | | | | 1 | 2 | |
|  <p>6573</p> | With arms | W | D | H | 6573 | \$290.00 | -- | |
| | 4 legs with casters | Overall | 23 | 22 | 33 | | | |
| | Poly seat | Seat | 17 | 16 | 18 | | | |
| | Poly back | Back | 17 | | 15 | | | |
| | Does not stack | Unit weight: 11.5 LB 5.2 KG | | | | | | |
| | | Carton weight: 14.5 LB 6.58 KG | | | | | | |
| | | Carton volume: 13.5 FT³ 0.38 MT³ (FA) | | | | | | |


| DESCRIPTION | FEATURES | DIMENSIONS (in) | | | MODEL # | GRADES | | |
|--|---------------------|---|----------|----------|---------------|----------|----|--|
| | | | | | | 1 | 2 | |
|  <p>6573MB</p> | With arms | W | D | H | 6573MB | \$335.00 | -- | |
| | 4 legs with casters | Overall | 23 | 22 | 33 | | | |
| | Poly seat | Seat | 17 | 16 | 18 | | | |
| | Mesh back | Back | 17 | | 15 | | | |
| | Does not stack | Unit weight: 11.5 LB 5.2 KG | | | | | | |
| | | Carton weight: 14.5 LB 6.58 KG | | | | | | |
| | | Carton volume: 13.5 FT³ 0.38 MT³ (FA) | | | | | | |



| DESCRIPTION | FEATURES | DIMENSIONS (in) | | | MODEL # | GRADES | |
|---|--|--|-----------|---|---------|--------|---|
| | | | | | | 1 | 2 |
|  | Without arms 4 legs with casters Poly seat Poly back Does not stack | W D H Overall 21.5 2 33 Seat 17 16 18 Back 17 15 | 6577 | \$244.00 | -- | | |
| | | | | Unit weight: 9.5 LB 4.3 KG Carton weight: 12.5 LB 5.67 KG Carton volume: 13.5 FT³ 0.38 MT³ (FA) | | | |
|  | Without arms 4 legs with casters Poly seat Mesh back Does not stack | W D H Overall 21.5 2 33 Seat 17 16 18 Back 17 15 | 6577MB | \$290.00 | -- | | |
| | | | | Unit weight: 9.5 LB 4.3 KG Carton weight: 12.5 LB 5.67 KG Carton volume: 13.5 FT³ 0.38 MT³ (FA) | | | |
|  | Without arms Poly seat Poly back Swivel with casters Fixed seat height Does not stack | W D H Overall 20.5 20.5 32.5 Seat 17 16 18 Back 17 15 | 6537-4F | \$313.00 | -- | | |
| | | | | Unit weight: 17.5 LB 8 KG Carton weight: 21.5 LB 9.75 KG Carton volume: 6.5 FT³ 0.18 MT³ (KD) | | | |
|  | Without arms Poly seat Mesh back Swivel with casters Fixed seat height Does not stack | W D H Overall 20.5 20.5 32.5 Seat 17 16 18 Back 17 15 | 6537MB-4F | \$358.00 | -- | | |
| | | | | Unit weight: 17.5 LB 8 KG Carton weight: 21.5 LB 9.75 KG Carton volume: 6.5 FT³ 0.18 MT³ (KD) | | | |



| DESCRIPTION | FEATURES | DIMENSIONS (in) | | | MODEL # | GRADES | | |
|--|-----------------------------|--|----------|----------|----------------|----------|----|------|
| | | | | | | 1 | 2 | |
|  <p>6567</p> | With arms | W | D | H | 6567-4F | \$356.00 | -- | |
| | Poly seat | Overall | 23 | 20.5 | | | | 32.5 |
| | Poly back | Seat | 17 | 16 | | | | 18 |
| | Swivel with casters | Back | 17 | | | | | 15 |
| | Fixed seat height | | | | | | | |
| Does not stack | Unit weight: 19 LB 8.6 KG | | | | | | | |
| | | Carton weight: 23 LB 10.43 KG | | | | | | |
| | | Carton volume: 6.5 FT ³ 0.18 MT ³ (KD) | | | | | | |

| DESCRIPTION | FEATURES | DIMENSIONS (in) | | | MODEL # | GRADES | | |
|--|-----------------------------|--|----------|----------|------------------|----------|----|------|
| | | | | | | 1 | 2 | |
|  <p>6567MB</p> | With arms | W | D | H | 6567MB-4F | \$401.00 | -- | |
| | Poly seat | Overall | 23 | 20.5 | | | | 32.5 |
| | Mesh back | Seat | 17 | 16 | | | | 18 |
| | Swivel with casters | Back | 17 | | | | | 15 |
| | Fixed seat height | | | | | | | |
| Does not stack | Unit weight: 19 LB 8.6 KG | | | | | | | |
| | | Carton weight: 23 LB 10.43 KG | | | | | | |
| | | Carton volume: 6.5 FT ³ 0.18 MT ³ (KD) | | | | | | |



STEAM™



model 2075APP



model 2075NUU



STANDARD FEATURES

- Choose between fixed arms or armless models
- Choose between four leg or sled base designs
- Frame available in Black (BLK) or Tungsten (TUN)
- Four leg model glides match the seat/back finish
- Poly shells available in 14 finishes: Buzz Blue (BZB), Cactus (CCT), Carrot (CRO), Cloud (IVC), Dijon (DJN), Eggplant (EGP), Fog (FOG), Frost (FRO), Ink (INK), Latte (LAB), Night (BLK), Sand (SND), Scarlet (SAR) and Shadow (SHW).
- 4 leg chair with casters (FC) suitable for all surfaces
- 4 leg chairs available with carpet casters (DC)
- Sled base models with black glides (GL)
- Ships fully assembled up to 4 per carton
- 300 lbs active weight capacity
- Meets or exceeds SA required CGSB & BIFMA requirements








OPTIONAL FEATURES

- Chrome frame, add \$21 (CM)
- Sled base chairs with Opaque off-white non-marking glides for hard surface flooring, no upcharge (NM)
- Hard surface casters, add \$15 (RC)
- Non-SA snap on ganging brackets for armchair models, order model # 5233: \$12 per set
- Non-SA snap on ganging brackets for armless models, order model # 6522: \$12 per set
- Non-SA dolly, order model # 2085 : \$621 each

* Prices are manufacture list and not discounted. Please contact an authorized distributor for pricing.

| DESCRIPTION | FEATURES | DIMENSIONS (in) | | | MODEL # | GRADES | | |
|---|------------------------|--|----|----|---------|----------|----------|-------|
| | | W | D | H | | 1 | 2 | |
|  2075 | With arms | | | | 2075APP | \$349.00 | -- | |
| | 4 legs | Overall | 24 | 25 | | | | 33.25 |
| | Poly Seat | Seat | 18 | 18 | | | | 17 |
| | Poly Back | Back | 16 | | | | | 16 |
| | Stacks 5 high on floor | | | | | | | |
| Stacks 15 high on dolly | | | | | | | | |
| | | Unit weight: 13 LB 5.9 KG | | | | | | |
| | | Carton weight: 15.5 LB 7.03 KG | | | | | | |
| | | Carton volume: 20.75 FT³ 0.58 MT³ (FA) | | | | | | |
|  2075 | With arms | | | | 2075APU | \$494.00 | \$515.00 | |
| | 4 legs | Overall | 24 | 25 | | | | 33.25 |
| | Upholstered Seat | Seat | 18 | 18 | | | | 17.5 |
| | Poly Back | Back | 16 | | | | | 16.5 |
| | Stacks 5 high on floor | | | | | | | |
| Stacks 10 high on dolly | | | | | | | | |
| | | Unit weight: 16 LB 7.3 KG | | | | | | |
| | | Carton weight: 18.5 LB 8.39 KG | | | | | | |
| | | Carton volume: 20.75 FT³ 0.58 MT³ (FA) | | | | | | |
















| DESCRIPTION | FEATURES | DIMENSIONS (in) | | | MODEL # | GRADES | | |
|---|------------------------|--|----------------------------|------------------------------|-----------------------------------|---|----------|----------|
| | | | | | | 1 | 2 | |
|  <p>2075</p> | With arms | Overall Seat Back | W 24 18 16 | D 25 18 16 | H 33.25 17.5 16.5 | 2075AUU | \$594.00 | \$615.00 |
| | 4 legs | | | | | Unit weight: 16 LB 7.3 KG | | |
| | Upholstered Seat | | | | | Carton weight: 18.5 LB 8.39 KG | | |
| | Upholstered Back | | | | | Carton volume: 20.75 FT³ 0.58 MT³ (FA) | | |
| | Stacks 5 high on floor | | | | | | | |
| Stacks 10 high on dolly | | | | | | | | |
|  <p>2075</p> | With arms | Overall Seat Back | W 24 18 16 | D 25 18 16 | H 33.25 17 16 | 2075APP-FC | \$439.00 | -- |
| | 4 legs with casters | | | | | Unit weight: 13 LB 5.9 KG | | |
| | Poly Seat | | | | | Carton weight: 15.5 LB 7.03 KG | | |
| | Poly Back | | | | | Carton volume: 20.75 FT³ 0.58 MT³ (FA) | | |
| | Stacks 5 high on floor | | | | | | | |
| Stacks 15 high on dolly | | | | | | | | |
| | | | | | |  <p>With casters</p> | | |
|  <p>2075</p> | With arms | Overall Seat Back | W 24 18 16 | D 25 18 16.5 | H 33.25 17.5 16.5 | 2075APU-FC | \$584.00 | \$605.00 |
| | 4 legs with casters | | | | | Unit weight: 16 LB 7.3 KG | | |
| | Upholstered Seat | | | | | Carton weight: 18.5 LB 8.39 KG | | |
| | Upholstered Back | | | | | Carton volume: 20.75 FT³ 0.58 MT³ (FA) | | |
| | Stacks 5 high on floor | | | | | | | |
| Stacks 10 high on dolly | | | | | | | | |
| | | | | | |  <p>With casters</p> | | |
|  <p>2075</p> | With arms | Overall Seat Back | W 24 18 16 | D 25 18 16.5 | H 33.25 17.5 16.5 | 2075AUU-FC | \$684.00 | \$705.00 |
| | 4 legs with casters | | | | | Unit weight: 16 LB 7.3 KG | | |
| | Upholstered Seat | | | | | Carton weight: 18.5 LB 8.39 KG | | |
| | Upholstered Back | | | | | Carton volume: 20.75 FT³ 0.58 MT³ (FA) | | |
| | Stacks 5 high on floor | | | | | | | |
| Stacks 10 high on dolly | | | | | | | | |
| | | | | | |  <p>With casters</p> | | |







| DESCRIPTION | FEATURES | DIMENSIONS (in) | | | MODEL # | GRADES | |
|---|---------------------|---|----------|----------|---|----------|----------|
| | | | | | | 1 | 2 |
|  | Without arms | W | D | H | 2075NPP | \$299.00 | -- |
| | 4 legs | Overall | 20.5 | 25 | | | |
| 2075 | Poly Seat | Seat | 18 | 18 | 17 | | |
| | Poly Back | Back | 16 | | 16 | | |
| Stacks 5 high on floor | | Unit weight: 9 LB 4.1 KG | | | | | |
| Stacks 15 high on dolly | | Carton weight: 11 LB 4.99 KG | | | | | |
| | | Carton volume: 18.5 FT³ 0.52 MT³ (FA) | | | | | |
|  | Without arms | W | D | H | 2075NPU | \$444.00 | \$465.00 |
| | 4 legs | Overall | 20.5 | 25 | | | |
| 2075 | Upholstered Seat | Seat | 18 | 18 | 17.5 | | |
| | Poly Back | Back | 16 | | 16 | | |
| Stacks 5 high on floor | | Unit weight: 12 LB 5.5 KG | | | | | |
| Stacks 10 high on dolly | | Carton weight: 14 LB 6.35 KG | | | | | |
| | | Carton volume: 18.5 FT³ 0.52 MT³ (FA) | | | | | |
|  | With arms | W | D | H | 2075NUU | \$544.00 | \$565.00 |
| | 4 legs | Overall | 20.5 | 25 | | | |
| 2075 | Upholstered Seat | Seat | 18 | 18 | 17.5 | | |
| | Upholstered Back | Back | 16 | | 16 | | |
| Stacks 5 high on floor | | Unit weight: 12 LB 5.5 KG | | | | | |
| Stacks 10 high on dolly | | Carton weight: 14 LB 6.35 KG | | | | | |
| | | Carton volume: 18.5 FT³ 0.52 MT³ (FA) | | | | | |
|  | Without arms | W | D | H | 2075NPP-FC | \$389.00 | -- |
| | 4 legs with casters | Overall | 20.5 | 25 | | | |
| 2075 | Poly Seat | Seat | 18 | 18 | 17 | | |
| | Poly Back | Back | 16 | | 16 | | |
| Stacks 5 high on floor | | Unit weight: 9 LB 4.1 KG | | | | | |
| Stacks 15 high on dolly | | Carton weight: 11 LB 4.99 KG | | | | | |
| | | Carton volume: 18.5 FT³ 0.52 MT³ (FA) | | | | | |
| | | | | |  | | |



| DESCRIPTION | FEATURES | DIMENSIONS (in) | | | MODEL # | GRADES | | | | | | | | | | | | | | | | | | | | | | | | | | | | | | | | | | | | | | | | | | | | | | | | | | | | | | | | | | | | | | | | |
|---|---|---|---|---|---|--------|----------------|----------------|------|----------------|-------------|-------------|-------|-------------|-------------|-------------|------|-------------|---|---|------------|----------|----------|---|--|---|---|------------|----------|----------|----------------|----------------|----|-------|-------------|-------------|----|------|-------------|-------------|----|----|---|---|----------|----------|----|--|--|---|--|---|---|---|----------------|----|----|-------|-------------|----|----|------|-------------|----|--|----|---|---------|----------|----------|
| | | | | | | 1 | 2 | | | | | | | | | | | | | | | | | | | | | | | | | | | | | | | | | | | | | | | | | | | | | | | | | | | | | | | | | | | | | | | |
|  <p>2075</p> | Without arms 4 legs with casters Upholstered Seat Poly Back Stacks 5 high on floor Stacks 10 high on dolly | <table border="1"> <thead> <tr> <th></th> <th>W</th> <th>D</th> <th>H</th> </tr> </thead> <tbody> <tr> <td>Overall</td> <td>20.5</td> <td>25</td> <td>33.25</td> </tr> <tr> <td>Seat</td> <td>18</td> <td>18</td> <td>17.5</td> </tr> <tr> <td>Back</td> <td>16</td> <td></td> <td>16</td> </tr> </tbody> </table> | | W | D | H | Overall | 20.5 | 25 | 33.25 | Seat | 18 | 18 | 17.5 | Back | 16 | | 16 | Unit weight: 12 LB 5.5 KG Carton weight: 14 LB 6.35 KG Carton volume: 18.5 FT ³ 0.52 MT ³ (FA) | 2075NPU-FC | \$534.00 | \$555.00 | | | | | | | | | | | | | | | | | | | | | | | | | | | | | | | | | | | | | | | | | | | | | | | | |
| | | | | W | D | H | | | | | | | | | | | | | | | | | | | | | | | | | | | | | | | | | | | | | | | | | | | | | | | | | | | | | | | | | | | | | | | | |
| Overall | 20.5 | 25 | 33.25 | | | | | | | | | | | | | | | | | | | | | | | | | | | | | | | | | | | | | | | | | | | | | | | | | | | | | | | | | | | | | | | | | | | |
| Seat | 18 | 18 | 17.5 | | | | | | | | | | | | | | | | | | | | | | | | | | | | | | | | | | | | | | | | | | | | | | | | | | | | | | | | | | | | | | | | | | | |
| Back | 16 | | 16 | | | | | | | | | | | | | | | | | | | | | | | | | | | | | | | | | | | | | | | | | | | | | | | | | | | | | | | | | | | | | | | | | | | |
|  <p>With casters</p> |  <p>2075</p> | With arms 4 legs with casters Upholstered Seat Upholstered Back Stacks 5 high on floor Stacks 10 high on dolly | <table border="1"> <thead> <tr> <th></th> <th>W</th> <th>D</th> <th>H</th> </tr> </thead> <tbody> <tr> <td>Overall</td> <td>20.5</td> <td>25</td> <td>33.25</td> </tr> <tr> <td>Seat</td> <td>18</td> <td>18</td> <td>17.5</td> </tr> <tr> <td>Back</td> <td>16</td> <td></td> <td>16</td> </tr> </tbody> </table> | | W | D | H | Overall | 20.5 | 25 | 33.25 | Seat | 18 | 18 | 17.5 | Back | 16 | | 16 | Unit weight: 12 LB 5.5 KG Carton weight: 14 LB 6.35 KG Carton volume: 18.5 FT ³ 0.52 MT ³ (FA) | 2075NUU-FC | \$634.00 | \$655.00 |  <p>With casters</p> |  <p>2076</p> | With arms Sled base Poly Seat Poly Back Stacks 5 high on floor Stacks 15 high on dolly | <table border="1"> <thead> <tr> <th></th> <th>W</th> <th>D</th> <th>H</th> </tr> </thead> <tbody> <tr> <td>Overall</td> <td>24</td> <td>25</td> <td>33.25</td> </tr> <tr> <td>Seat</td> <td>18</td> <td>18</td> <td>17</td> </tr> <tr> <td>Back</td> <td>16</td> <td></td> <td>16</td> </tr> </tbody> </table> | | W | D | H | Overall | 24 | 25 | 33.25 | Seat | 18 | 18 | 17 | Back | 16 | | 16 | Unit weight: 14 LB 6.4 KG Carton weight: 16.5 LB 7.48 KG Carton volume: 20.75 FT ³ 0.58 MT ³ (FA) | 2076APP | \$419.00 | -- |  <p>2076</p> | With arms Sled base Upholstered Seat Poly Back Stacks 5 high on floor Stacks 10 high on dolly | <table border="1"> <thead> <tr> <th></th> <th>W</th> <th>D</th> <th>H</th> </tr> </thead> <tbody> <tr> <td>Overall</td> <td>24</td> <td>25</td> <td>33.25</td> </tr> <tr> <td>Seat</td> <td>18</td> <td>18</td> <td>17.5</td> </tr> <tr> <td>Back</td> <td>16</td> <td></td> <td>16</td> </tr> </tbody> </table> | | W | D | H | Overall | 24 | 25 | 33.25 | Seat | 18 | 18 | 17.5 | Back | 16 | | 16 | Unit weight: 17 LB 7.7 KG Carton weight: 19.5 LB 8.85 KG Carton volume: 20.75 FT ³ 0.58 MT ³ (FA) | 2076APU | \$564.00 | \$585.00 |
|  <p>2075</p> | | | | With arms 4 legs with casters Upholstered Seat Upholstered Back Stacks 5 high on floor Stacks 10 high on dolly | <table border="1"> <thead> <tr> <th></th> <th>W</th> <th>D</th> <th>H</th> </tr> </thead> <tbody> <tr> <td>Overall</td> <td>20.5</td> <td>25</td> <td>33.25</td> </tr> <tr> <td>Seat</td> <td>18</td> <td>18</td> <td>17.5</td> </tr> <tr> <td>Back</td> <td>16</td> <td></td> <td>16</td> </tr> </tbody> </table> | | W | D | H | Overall | 20.5 | 25 | 33.25 | Seat | 18 | 18 | 17.5 | Back | 16 | | | | 16 | Unit weight: 12 LB 5.5 KG Carton weight: 14 LB 6.35 KG Carton volume: 18.5 FT ³ 0.52 MT ³ (FA) | | | | 2075NUU-FC | \$634.00 | \$655.00 | | | | | | | | | | | | | | | | | | | | | | | | | | | | | | | | | | | | | | | | |
| | | W | D | | | H | | | | | | | | | | | | | | | | | | | | | | | | | | | | | | | | | | | | | | | | | | | | | | | | | | | | | | | | | | | | | | | | |
| Overall | 20.5 | 25 | 33.25 | | | | | | | | | | | | | | | | | | | | | | | | | | | | | | | | | | | | | | | | | | | | | | | | | | | | | | | | | | | | | | | | | | | |
| Seat | 18 | 18 | 17.5 | | | | | | | | | | | | | | | | | | | | | | | | | | | | | | | | | | | | | | | | | | | | | | | | | | | | | | | | | | | | | | | | | | | |
| Back | 16 | | 16 | | | | | | | | | | | | | | | | | | | | | | | | | | | | | | | | | | | | | | | | | | | | | | | | | | | | | | | | | | | | | | | | | | | |
|  <p>With casters</p> |  <p>2076</p> | With arms Sled base Poly Seat Poly Back Stacks 5 high on floor Stacks 15 high on dolly | <table border="1"> <thead> <tr> <th></th> <th>W</th> <th>D</th> <th>H</th> </tr> </thead> <tbody> <tr> <td>Overall</td> <td>24</td> <td>25</td> <td>33.25</td> </tr> <tr> <td>Seat</td> <td>18</td> <td>18</td> <td>17</td> </tr> <tr> <td>Back</td> <td>16</td> <td></td> <td>16</td> </tr> </tbody> </table> | | W | D | H | Overall | 24 | 25 | 33.25 | Seat | 18 | 18 | 17 | Back | 16 | | 16 | Unit weight: 14 LB 6.4 KG Carton weight: 16.5 LB 7.48 KG Carton volume: 20.75 FT ³ 0.58 MT ³ (FA) | 2076APP | \$419.00 | -- |  <p>2076</p> | With arms Sled base Upholstered Seat Poly Back Stacks 5 high on floor Stacks 10 high on dolly | <table border="1"> <thead> <tr> <th></th> <th>W</th> <th>D</th> <th>H</th> </tr> </thead> <tbody> <tr> <td>Overall</td> <td>24</td> <td>25</td> <td>33.25</td> </tr> <tr> <td>Seat</td> <td>18</td> <td>18</td> <td>17.5</td> </tr> <tr> <td>Back</td> <td>16</td> <td></td> <td>16</td> </tr> </tbody> </table> | | W | D | H | Overall | 24 | 25 | 33.25 | Seat | 18 | 18 | 17.5 | Back | 16 | | 16 | Unit weight: 17 LB 7.7 KG Carton weight: 19.5 LB 8.85 KG Carton volume: 20.75 FT ³ 0.58 MT ³ (FA) | 2076APU | \$564.00 | \$585.00 | | | | | | | | | | | | | | | | | | | | | | | | |
|  <p>2076</p> | | | | With arms Sled base Poly Seat Poly Back Stacks 5 high on floor Stacks 15 high on dolly | <table border="1"> <thead> <tr> <th></th> <th>W</th> <th>D</th> <th>H</th> </tr> </thead> <tbody> <tr> <td>Overall</td> <td>24</td> <td>25</td> <td>33.25</td> </tr> <tr> <td>Seat</td> <td>18</td> <td>18</td> <td>17</td> </tr> <tr> <td>Back</td> <td>16</td> <td></td> <td>16</td> </tr> </tbody> </table> | | W | D | H | Overall | 24 | 25 | 33.25 | Seat | 18 | 18 | 17 | Back | 16 | | | | 16 | | | | Unit weight: 14 LB 6.4 KG Carton weight: 16.5 LB 7.48 KG Carton volume: 20.75 FT ³ 0.58 MT ³ (FA) | 2076APP | \$419.00 | -- | | | | | | | | | | | | | | | | | | | | | | | | | | | | | | | | | | | | | | | | |
| | | W | D | | | H | | | | | | | | | | | | | | | | | | | | | | | | | | | | | | | | | | | | | | | | | | | | | | | | | | | | | | | | | | | | | | | | |
| Overall | 24 | 25 | 33.25 | | | | | | | | | | | | | | | | | | | | | | | | | | | | | | | | | | | | | | | | | | | | | | | | | | | | | | | | | | | | | | | | | | | |
| Seat | 18 | 18 | 17 | | | | | | | | | | | | | | | | | | | | | | | | | | | | | | | | | | | | | | | | | | | | | | | | | | | | | | | | | | | | | | | | | | | |
| Back | 16 | | 16 | | | | | | | | | | | | | | | | | | | | | | | | | | | | | | | | | | | | | | | | | | | | | | | | | | | | | | | | | | | | | | | | | | | |
|  <p>2076</p> | With arms Sled base Upholstered Seat Poly Back Stacks 5 high on floor Stacks 10 high on dolly | <table border="1"> <thead> <tr> <th></th> <th>W</th> <th>D</th> <th>H</th> </tr> </thead> <tbody> <tr> <td>Overall</td> <td>24</td> <td>25</td> <td>33.25</td> </tr> <tr> <td>Seat</td> <td>18</td> <td>18</td> <td>17.5</td> </tr> <tr> <td>Back</td> <td>16</td> <td></td> <td>16</td> </tr> </tbody> </table> | | W | D | H | Overall | 24 | 25 | 33.25 | Seat | 18 | 18 | 17.5 | Back | 16 | | 16 | Unit weight: 17 LB 7.7 KG Carton weight: 19.5 LB 8.85 KG Carton volume: 20.75 FT ³ 0.58 MT ³ (FA) | 2076APU | \$564.00 | \$585.00 | | | | | | | | | | | | | | | | | | | | | | | | | | | | | | | | | | | | | | | | | | | | | | | | |
| | | |  <p>2076</p> | With arms Sled base Upholstered Seat Poly Back Stacks 5 high on floor Stacks 10 high on dolly | <table border="1"> <thead> <tr> <th></th> <th>W</th> <th>D</th> <th>H</th> </tr> </thead> <tbody> <tr> <td>Overall</td> <td>24</td> <td>25</td> <td>33.25</td> </tr> <tr> <td>Seat</td> <td>18</td> <td>18</td> <td>17.5</td> </tr> <tr> <td>Back</td> <td>16</td> <td></td> <td>16</td> </tr> </tbody> </table> | | W | D | H | Overall | 24 | 25 | 33.25 | Seat | 18 | 18 | 17.5 | Back | | | 16 | | 16 | Unit weight: 17 LB 7.7 KG Carton weight: 19.5 LB 8.85 KG Carton volume: 20.75 FT ³ 0.58 MT ³ (FA) | 2076APU | \$564.00 | \$585.00 | | | | | | | | | | | | | | | | | | | | | | | | | | | | | | | | | | | | | | | | | | | |
| | W | D | | | | H | | | | | | | | | | | | | | | | | | | | | | | | | | | | | | | | | | | | | | | | | | | | | | | | | | | | | | | | | | | | | | | | |
| Overall | 24 | 25 | 33.25 | | | | | | | | | | | | | | | | | | | | | | | | | | | | | | | | | | | | | | | | | | | | | | | | | | | | | | | | | | | | | | | | | | | |
| Seat | 18 | 18 | 17.5 | | | | | | | | | | | | | | | | | | | | | | | | | | | | | | | | | | | | | | | | | | | | | | | | | | | | | | | | | | | | | | | | | | | |
| Back | 16 | | 16 | | | | | | | | | | | | | | | | | | | | | | | | | | | | | | | | | | | | | | | | | | | | | | | | | | | | | | | | | | | | | | | | | | | |
| | | | | | | | | | | | | | | | | | | | | | | | | | | | | | | | | | | | | | | | | | | | | | | | | | | | | | | | | | | | | | | | | | | | | | | |



| DESCRIPTION | FEATURES | DIMENSIONS (in) | | | MODEL # | GRADES | | |
|---|----------------------------------|--|--|----------|----------------|----------|----------|-------|
| | | | | | | 1 | 2 | |
|  <p>2076</p> | With arms | Overall Seat Back | W | D | 2076AUU | \$664.00 | \$685.00 | |
| | Sled base | | 24 | 25 | | | | 33.25 |
| | Upholstered Seat | | 18 | 18 | | | | 17.5 |
| | Upholstered Back | | 16 | | | | | 16 |
| | Stacks 5 high on floor | Unit weight: 17 LB 7.7 KG | | | | | | |
| Stacks 10 high on dolly | Carton weight: 19.5 LB 8.85 KG | | | | | | | |
| | | | Carton volume: 20.75 FT³ 0.58 MT³ (FA) | | | | | |
|  <p>2076</p> | Without arms | Overall Seat Back | W | D | 2076NPP | \$369.00 | -- | |
| | Sled base | | 20.5 | 25 | | | | 33.25 |
| | Poly Seat | | 18 | 18 | | | | 17 |
| | Poly Back | | 16 | | | | | 16 |
| | Stacks 5 high on floor | Unit weight: 10 LB 4.5 KG | | | | | | |
| Stacks 15 high on dolly | Carton weight: 12 LB 5.44 KG | | | | | | | |
| | | | Carton volume: 18.5 FT³ 0.52 MT³ (FA) | | | | | |
|  <p>2076</p> | Without arms | Overall Seat Back | W | D | 2076NPU | \$514.00 | \$535.00 | |
| | Sled base | | 20.5 | 25 | | | | 33.25 |
| | Upholstered Seat | | 18 | 18 | | | | 17.5 |
| | Poly Back | | 16 | | | | | 16 |
| | Stacks 5 high on floor | Unit weight: 13 LB 5.9 KG | | | | | | |
| Stacks 10 high on dolly | Carton weight: 15 LB 6.8 KG | | | | | | | |
| | | | Carton volume: 18.5 FT³ 0.52 MT³ (FA) | | | | | |
|  <p>2076</p> | Without arms | Overall Seat Back | W | D | 2076NUU | \$614.00 | \$635.00 | |
| | Sled base | | 20.5 | 25 | | | | 33.25 |
| | Upholstered Seat | | 18 | 18 | | | | 17.5 |
| | Upholstered back | | 16 | | | | | 16 |
| | Stacks 5 high on floor | Unit weight: 13 LB 5.9 KG | | | | | | |
| Stacks 10 high on dolly | Carton weight: 15 LB 6.8 KG | | | | | | | |
| | | | Carton volume: 18.5 FT³ 0.52 MT³ (FA) | | | | | |



TWILIGHT™



model 2195WS



model 2198WS

STANDARD FEATURES



- Reinforced welded corner gussets
- Black frames (ULC)
- Fully upholstered seats
- Fully upholstered or maple veneered wood back
- Choice of 17 back wood veneer finishes: Absolute (AAM), Black (BKM), Cherry (ACM), Espresso Cafe (ECM), English Oak (EOM), Fruitwood (TFM), Gray (HGM), Honey (AHM), Mahogany (TMM), Maple (AVM), Medium Walnut (MWM), Night (ASM), Shaker Cherry (SKM), Walnut (TWM), WC Cream (WTM), White (WHM) and Winter Cherry (WCM).
- Wall saver leg design
- Chairs with casters (C1) do not stack.
- Choose between fixed arms or armless models
- Ships fully assembled up to 2 per carton
- 300 lbs active weight capacity
- Meets or exceeds SA required CGSB & BIFMA requirements

OPTIONAL FEATURES





- Tungsten frame, no upcharge (TNM)
- Chrome frame, add \$22
- Felt pad glides for vinly, cork or Imainte, add \$36 (FG)
- Rubber pad glides for vinly, hardwood, laminate, stone or ceramic, add \$36 (RG)
- Non-marking hard surface glides, no upcharge (NM)
- Steel self-leveling glides, add \$14 (B)
- Hard surface casters, add \$14 (C9R)
- Non-SA snap on ganging brackets, order model # 2180: \$12 per set
- Non-SA dolly, order model # 2125WS: \$244 each




* Prices are manufacture list and not discounted. Please contact an authorized distributor for pricing.


| DESCRIPTION | FEATURES | DIMENSIONS (in) | MODEL # | | GRADES | | | |
|---|------------------------|---|----------|----------|------------|----------|----------|----|
| | | | 1 | 2 | 1 | 2 | | |
|  <p>2194WS</p> | With arms | W | D | H | 2194WS-ULC | \$351.00 | \$386.00 | |
| | Upholstered seat | Overall | 23.5 | 23.5 | | | | 35 |
| | Upholstered back | Seat | 18 | 16 | | | | 18 |
| | Stacks 5 high on floor | Back | 18.5 | | | | | 16 |
| | Stacks 8 high on dolly | | | | | | | |
| | | Unit weight: 19 LB 8.6 KG | | | | | | |
| | | Carton weight: 21 LB 9.53 KG | | | | | | |
| | | Carton volume: 14.25 FT ³ 0.4 MT ³ (FA) | | | | | | |
|  <p>2194C</p> | With arms | W | D | H | 2194C-ULC | \$409.00 | \$444.00 | |
| | With casters | Overall | 23.5 | 23.5 | | | | 35 |
| | Upholstered seat | Seat | 18 | 16 | | | | 18 |
| | Upholstered back | Back | 18.5 | | | | | 16 |
| | Does not stack | | | | | | | |
| | | Unit weight: 19 LB 8.6 KG | | | | | | |
| | | Carton weight: 21 LB 9.53 KG | | | | | | |
| | | Carton volume: 12.5 FT ³ 0.4 MT ³ (FA) | | | | | | |



| DESCRIPTION | FEATURES | DIMENSIONS (in) | | | MODEL # | GRADES | | |
|---|------------------------|--|----------|----------|-------------------|----------|----------|----|
| | | | | | | 1 | 2 | |
|  <p>2195WS</p> | Without arms | Overall Seat Back | W | D | 2195WS-ULC | \$298.00 | \$333.00 | |
| | Upholstered seat | | 20 | 23.5 | | | | 35 |
| | Upholstered back | | 18 | 16 | | | | 18 |
| | Stacks 5 high on floor | | 18.5 | | | | | 16 |
| | Stacks 8 high on dolly | Unit weight: 16 LB 7.3 KG Carton weight: 18 LB 8.16 KG Carton volume: 13 FT ³ 0.36 MT ³ (FA) | | | | | | |
|  <p>2195C</p> | Without arms | Overall Seat Back | W | D | 2195C-ULC | \$358.00 | \$393.00 | |
| | Upholstered seat | | 20 | 23.5 | | | | 35 |
| | Upholstered back | | 18 | 16 | | | | 18 |
| | With casters | | 18.5 | | | | | 16 |
| | Does not stack | Unit weight: 16 LB 7.3 KG Carton weight: 18 LB 8.16 KG Carton volume: 12.5 FT ³ 0.35 MT ³ (FA) | | | | | | |
|  <p>2198WS</p> | With arms | Overall Seat Back | W | D | 2198WS-ULC | \$363.00 | \$384.00 | |
| | Upholstered seat | | 23.5 | 23.5 | | | | 35 |
| | Wood veneer back | | 18 | 16 | | | | 18 |
| | Stacks 5 high on floor | | 18.5 | | | | | 16 |
| | Stacks 8 high on dolly | Unit weight: 18 LB 8.2 KG Carton weight: 20 LB 9.07 KG Carton volume: 14.25 FT ³ 0.4 MT ³ (FA) | | | | | | |
|  <p>2198C</p> | With arms | Overall Seat Back | W | D | 2198C-ULC | \$423.00 | \$444.00 | |
| | Upholstered seat | | 23.5 | 23.5 | | | | 35 |
| | Wood veneer back | | 18 | 16 | | | | 18 |
| | With casters | | 18.5 | | | | | 16 |
| | Does not stack | Unit weight: 18 LB 8.2 KG Carton weight: 20 LB 9.07 KG Carton volume: 12.5 FT ³ 0.35 MT ³ (FA) | | | | | | |



| DESCRIPTION | FEATURES | DIMENSIONS (in) | | | MODEL # | GRADES | | |
|--|------------------------|---|----------|----------|-------------------|----------|----------|----|
| | | | | | | 1 | 2 | |
|  <p>2199WS</p> | Without arms | W | D | H | 2199WS-ULC | \$313.00 | \$334.00 | |
| | Upholstered seat | Overall | 20 | 23.5 | | | | 35 |
| | Wood veneer back | Seat | 18 | 16 | | | | 18 |
| | Stacks 5 high on floor | Back | 18.5 | | | | | 16 |
| | Stacks 8 high on dolly | | | | | | | |
| | | Unit weight: 16 LB 7.3 KG | | | | | | |
| | | Carton weight: 18 LB 8.16 KG | | | | | | |
| | | Carton volume: 13 FT ³ 0.36 MT ³ (FA) | | | | | | |

| DESCRIPTION | FEATURES | DIMENSIONS (in) | | | MODEL # | GRADES | | |
|---|------------------|---|----------|----------|------------------|----------|----------|----|
| | | | | | | 1 | 2 | |
|  <p>2199C</p> | Without arms | W | D | H | 2199C-ULC | \$373.00 | \$394.00 | |
| | Upholstered seat | Overall | 20 | 23.5 | | | | 35 |
| | Wood veneer back | Seat | 18 | 16 | | | | 18 |
| | With casters | Back | 18.5 | | | | | 16 |
| | Does not stack | | | | | | | |
| | | Unit weight: 16 LB 7.3 KG | | | | | | |
| | | Carton weight: 18 LB 8.16 KG | | | | | | |
| | | Carton volume: 12.5 FT ³ 0.35 MT ³ (FA) | | | | | | |



VION™



model 6324



model 6335C

STANDARD FEATURES



- Wall saver leg design
- Black back and leg (BLK)
- Fully upholstered seats and backs
- Mesh backs available in 10 colors: Aqua (MS75), Black (MS69), Black Cherry (MS76), Blue (MS72), Dust (MS77), Ivory (MS78), Natural (MS74), Paprika (MS79), Rope (MS73) and Stone (MS71).
- Chairs with casters (C82) do not stack.
- Choose between fixed arms or armless models
- Ships fully assembled 1 per carton
- 300 lbs active weight capacity
- Meets or exceeds SA required CGSB & BIFMA requirements

OPTIONAL FEATURES


- Fog grey back and leg frame, add \$56 (FOG)
- Chrome leg frame, add \$22 (CM)
- Felt pad glides for vinly, cork or lmainte, add \$36 (FG)
- Rubber pad glides for vinly, hardwood, laminate, stone or ceramic, add \$36 (RG)
- Non-marking hard surface glides, no upcharge (NM)
- Steel self-leveling glides, add \$14 (B)
- Hard surface casters, add \$17 (C9R)
- Non-SA dolly, order model # 2125WS: \$244 each





* Prices are manufacture list and not discounted. Please contact an authorized distributor for pricing.


| DESCRIPTION | FEATURES | DIMENSIONS (in) | | | MODEL # | GRADES | | |
|--|------------------------|--|--|----|---------|--------|----------|----------|
| | | W | D | H | | 1 | 2 | |
|  <p>6324</p> | Without arms | Overall Seat Back | 20 | 24 | 34.5 | 6324 | \$443.00 | \$471.00 |
| | Upholstered seat | | 19 | 18 | 18.75 | | | |
| | Mesh back | | 19 | | 16.5 | | | |
| | Stacks 4 high on floor | | | | | | | |
| | Stacks 8 high on dolly | | | | | | | |
| | | | Unit weight: 17 LB 7.7 KG | | | | | |
| | | | Carton weight: 24 LB 10.89 KG | | | | | |
| | | | Carton volume: 11.75 FT³ 0.33 MT³ (FA) | | | | | |
|  <p>6324C</p> | Without arms | Overall Seat Back | 20 | 24 | 34.5 | 6324C | \$517.00 | \$545.00 |
| | Upholstered seat | | 19 | 18 | 18.75 | | | |
| | Mesh back | | 19 | | 16.5 | | | |
| | Stacks 4 high on floor | | | | | | | |
| | Stacks 8 high on dolly | | | | | | | |
| | | | Unit weight: 17 LB 7.7 KG | | | | | |
| | | | Carton weight: 24 LB 10.89 KG | | | | | |
| | | | Carton volume: 11.75 FT³ 0.33 MT³ (FA) | | | | | |




| DESCRIPTION | FEATURES | DIMENSIONS (in) | | | MODEL # | GRADES | | |
|--|--|-----------------|----------|----------|---------|----------|----------|-------|
| | | | | | | 1 | 2 | |
|  <p>6325</p> | With arms | W | D | H | 6325 | \$480.00 | \$508.00 | |
| | Upholstered seat | Overall | 25.5 | 24 | | | | 34.5 |
| | Mesh back | Seat | 19 | 18 | | | | 18.75 |
| | Stacks 4 high on floor Stacks 8 high on dolly | Back | 19 | | | | | 16.5 |
| Unit weight: 19 LB 8.6 KG Carton weight: 26 LB 11.79 KG Carton volume: 13.75 FT³ 0.38 MT³ (FA) | | | | | | | | |


| | | | | | | | | |
|--|--------------------------------|----------------|----------|----------|-------|----------|----------|-------|
|  <p>6325C</p> | With arms | W | D | H | 6325C | \$553.00 | \$581.00 | |
| | Upholstered seat | Overall | 25.5 | 24 | | | | 34.5 |
| | Mesh back | Seat | 19 | 18 | | | | 18.75 |
| | With casters Does not stack | Back | 19 | | | | | 16.5 |
| Unit weight: 19 LB 8.6 KG Carton weight: 26 LB 11.79 KG Carton volume: 13.75 FT³ 0.38 MT³ (FA) | | | | | | | | |

| | | | | | | | | |
|--|--|----------------|----------|----------|------|----------|----------|-------|
|  <p>6334</p> | Without arms | W | D | H | 6334 | \$443.00 | \$478.00 | |
| | Upholstered seat | Overall | 20 | 24 | | | | 34.5 |
| | Upholstered back | Seat | 19 | 18 | | | | 18.75 |
| | Stacks 4 high on floor Stacks 8 high on dolly | Back | 19 | | | | | 16.5 |
| Unit weight: 18 LB 8.2 KG Carton weight: 25 LB 11.34 KG Carton volume: 11.75 FT³ 0.33 MT³ (FA) | | | | | | | | |

| | | | | | | | | |
|--|--------------------------------|----------------|----------|----------|-------|----------|----------|-------|
|  <p>6334C</p> | Without arms | W | D | H | 6334C | \$517.00 | \$552.00 | |
| | Upholstered seat | Overall | 20 | 24 | | | | 34.5 |
| | Upholstered back | Seat | 19 | 18 | | | | 18.75 |
| | With casters Does not stack | Back | 19 | | | | | 16.5 |
| Unit weight: 18 LB 8.2 KG Carton weight: 25 LB 11.34 KG Carton volume: 11.75 FT³ 0.33 MT³ (FA) | | | | | | | | |



| DESCRIPTION | FEATURES | DIMENSIONS (in) | | | MODEL # | GRADES | | |
|--|--|-----------------|----------|----------|-------------|----------|----------|-------|
| | | | | | | 1 | 2 | |
|  | Without arms | W | D | H | 6335 | \$480.00 | \$515.00 | |
| | Upholstered seat | Overall | 25.5 | 24 | | | | 34.5 |
| | Upholstered back | Seat | 19 | 18 | | | | 18.75 |
| | Stacks 4 high on floor Stacks 8 high on dolly | Back | 19 | | | | | 16.5 |
| Unit weight: 20 LB 9.1 KG Carton weight: 27 LB 12.25 KG Carton volume: 13.75 FT³ 0.38 MT³ (FA) | | | | | | | | |

| DESCRIPTION | FEATURES | DIMENSIONS (in) | | | MODEL # | GRADES | | |
|--|--------------------------------|-----------------|----------|----------|--------------|----------|----------|-------|
| | | | | | | 1 | 2 | |
|  | Without arms | W | D | H | 6335C | \$553.00 | \$588.00 | |
| | Upholstered seat | Overall | 25.5 | 24 | | | | 34.5 |
| | Upholstered back | Seat | 19 | 18 | | | | 18.75 |
| | With casters Does not stack | Back | 19 | | | | | 16.5 |
| Unit weight: 20 LB 9.1 KG Carton weight: 27 LB 12.25 KG Carton volume: 13.75 FT³ 0.38 MT³ (FA) | | | | | | | | |

